

CHETAN & CO

CHARTERED ACCOUNTANTS

PARK CENTRE (2nd Floor) 24 Park Street, Kolkata - 700 016
Phone: (033) 4601 2507 E-mail: chetanco@kolkata.ernet.in

FORM NO. 10B
[See rule 17B]

AUDIT REPORT UNDER SECTION 12A(1)(b) OF THE INCOME-TAX ACT, 1961, IN THE CASE OF CHARITABLE OR RELIGIOUS TRUSTS OR INSTITUTIONS

We have examined the Balance sheet of **M/s.B.P.PODDAR FOUNDATION FOR EDUCATION** [hereinafter referred as the "Trust"] **PAN AAATB5418M** as at **31st March, 2022** and the Income and Expenditure Account for the year ended on that date which are in agreement with the books of account maintained by the said Trust.

We have obtained all the information and explanations which to the best of our knowledge and belief were necessary for the purposes of the audit. In our opinion, proper books of account have been kept by the head office audited by us and the Kashi Unit of the above named Trust not visited by us and audited by other auditors, so far as it appears from our examination of the books, and proper Returns and report adequate for the purpose of audit have been received from Kashi Unit not visited by us, subject to the comments given below: -


i) Note No. G 'Loans & Advances' include Advance for Land at Rajarhat amounting of INR 57 Lakh and Note No.I 'Deposit' include balance of INR 3 Lakh, which have not been confirmed as on March 31st, 2022. Hence, we are unable to comment on its consequential impact upon receipt of such confirmation/ reconciliation, if any;


Subject to the above, in our opinion and to the best of our information, and according to information given to us, the said accounts give a true and fair view: -

- i) In the case of the Balance Sheet, of the state of affairs of the above named trust as at 31/03/2022, and
- ii) In the case of the Income and Expenditure Account, of the Loss of its accounting year ended on 31/03/2022

The prescribed particulars are annexed hereto.

For Chetan & Co.
Chartered Accountants
Firm's Registration No. 324751E


Malaya Ray Chaudhuri
Partner
Membership No. 053201




Date: 30th September, 2022
Place: Kolkata

UDIN: 22053201AXNVU02664

ANNEXURE


STATEMENT OF PARTICULARS I. APPLICATION OF INCOME FOR CHARITABLE OR RELIGIOUS PURPOSES

1.	Amount of income of the previous year applied to charitable or religious purposes in India during that year	23,20,70,280.88
2.	Whether the trust has exercised the option under clause (2) of the Explanation to section 11(1)? If so, the details of the amount of income deemed to have been applied to charitable or religious purposes in India during the previous year	No
3.	Amount of income Accumulated or set apart for application to charitable or religious purposes, to the extent it does not exceed 15 per cent of the income derived from property held under trust wholly for such purposes.	Nil
4.	Amount of income eligible for exemption under section 11(1)(c) (Give details)	Nil
5.	Amount of income, in addition to the amount referred to in item 3 above, accumulated or set apart for specified purposes under section 11(2)	Nil
6.	Whether the amount of income mentioned in item 5 above has been invested or deposited in the manner laid down in section 11(2)(b) ? If so, the details thereof	Not Applicable
7.	Whether any part of the income in respect of which an option was exercised under clause (2) of the Explanation to section 11(1) in any earlier year is deemed to be income of the previous year under section 11(1B) ? If so, the details thereof	No
8.	Whether, during the previous year, any part of income accumulated or set apart for specified purposes under section 11(2) in any earlier year-	
	(a) has been applied for purposes other than charitable or religious purposes or has ceased to be accumulated or set apart for application thereto, or	No
	(b) has ceased to remain invested in any security referred to in section 11(2)(b)(i) or deposited in any account referred to in section 11(2)(b)(ii) or section 11(2)(b)(iii), or	No
	(c) has not been utilised for purposes for which it was accumulated or set apart during the period for which it was to be accumulated or set apart, or in the year immediately following the expiry thereof? If so, the details thereof	No



II. APPLICATION OR USE OF INCOME OR PROPERTY FOR THE BENEFIT OF PERSONS REFERRED TO IN SECTION 13(3)

1.	Whether any part of the income or property of the trust was lent, or continues to be lent, in the previous year to any person referred to in section 13(3) (hereinafter referred to in this Annexure as such person)? If so, give details of the amount, rate of interest charged and the nature of security, if any	No
2.	Whether any land, building or other property of the trust was made, or continued to be made, available for the use of any such person during the previous year? If so, give details of the property and the amount of rent or compensation charged, if any	No
3.	Whether any payment was made to any such person during the previous year by way of salary, allowance or otherwise? If so, give details	No
4.	Whether the services of the trust were made available to any such person during the previous year? If so, give details thereof together with remuneration or compensation received, if any	No
5.	Whether any share, security or other property was purchased by or on behalf of the trust during the previous year from any such person? If so, give details thereof together with the consideration paid	No
6.	Whether any share, security or other property was sold by or on behalf of the trust during the previous year to any such person? If so, give details thereof together with the consideration received	No
7.	Whether any income or property of the trust was diverted during the previous year in favour of any such person? If so, give details thereof together with the amount of income or value of property so diverted	No
8.	Whether the income or property of the trust was used or applied during the previous year for the benefit of any such person in any other manner? If so, give details	No



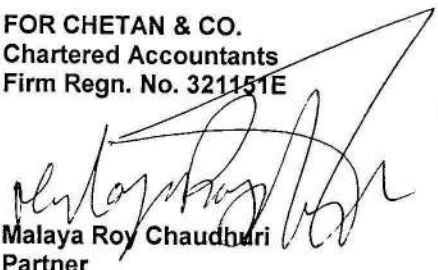
III. INVESTMENTS HELD AT ANY TIME DURING THE PREVIOUS YEAR(S) IN CONCERNS IN WHICH PERSONS REFERRED TO IN SECTION 13(3) HAVE A SUBSTANTIAL INTEREST


Sl. No.	Name and address of the concern	Where the concern is a company, number and class of shares held	Nominal value of the investment	Income from the investment	Whether the amount in col. 4 exceeded 5 per cent of the capital of the concern during the previous year-say, Yes/No
1	2	3	4	5	6
1	NIL		0	0	No
Total			Nil	Nil	

We Confirm the above statement as correct.

Trustees

**FOR CHETAN & CO.
Chartered Accountants
Firm Regn. No. 321151E**


**Malaya Roy Chaudhuri
Partner
(Membership No. 053201)**



**Place: KOLKATA
Date: September 30, 2022**

B.P. PODDAR FOUNDATION FOR EDUCATION

BALANCE SHEET AS AT 31ST MARCH 2022

LIABILITIES	NOTE	Amount(Rs.)	ASSETS	NOTE	Amount(Rs.)	Amount(Rs.)
TRUST FUND			FIXED ASSETS			
GENERAL FUND	"K"		AS PER SCHEDULE	"A"		
BALANCE AS PER LAST ACCOUNT		256,729,599.02	i) GROSS BLOCK		198,793,602.55	
Add: Donation Received (Corpus)		2,500,000.00	ii) LESS : DEPRECIATION		14,156,291.02	184,637,312
Add: EXCESS OF INCOME OVER EXPENDITURE		(21,303,874.89)	iii) NET BLOCK			
		237,925,724.14	iv) CAPITAL WORK-IN-PROGRESS			
CURRENT LIABILITIES & PROVISIONS			CURRENT ASSETS			
OTHER LIABILITIES	"L"	476,706,723.44	CASH IN HAND	"B"	1,222,844.75	
ADVANCE AGAINST FEES	"M"	61,992,414.37				
			CASH-AT-BANK	"C"	51,636,769.30	
			IN SAVINGS ACCOUNTS	"D"	40,856,178.37	
			IN CURRENT ACCOUNTS	"E"	6,094,128.00	99,809,920
			IN FIXED DEPOSIT ACCOUNTS			
			LOANS & ADVANCES			
			LOAN TO OTHER	"F"		
			ADVANCE RECOVERABLE IN CASH OR IN KIND FOR VALUE TO BE RECOVERED	"G"	440,770,425.24	
			INTEREST RECEIVABLE	"H"	3,933.00	
			DEPOSITS	"I"	2,957,223.00	443,731,581
			OTHER RECEIVABLE	"J"		48,446,049
TOTAL-			TOTAL-			776,624,862

SIGNIFICANT ACCOUNTING POLICIES & NOTES

ON ACCOUNTS - SCHEDULE

FOR CHETAN & CO.

CHARTERED ACCOUNTANTS

Firm Regn No. 321156

Malaya Ray Chaudhary

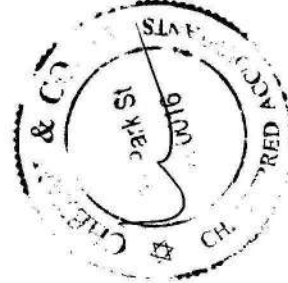
PARTNER

MEMBERSHIP NO-053201

KOLKATA

Date:

30 SEP 2022



For B.P. Poddar Foundation for Education For B.P. Poddar Foundation for Education

Arjun Poddar
TRUSTEE

TRUSTEE

TRUSTEE

**B.P.PODDAR FOUNDATION FOR EDUCATION
INCOME & EXPENDITURE ACCOUNT
FOR THE YEAR ENDED 31ST MARCH 2022**

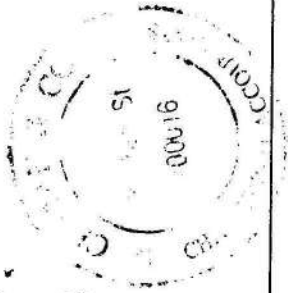
EXPENDITURE	NOTE	Amount(Rs.)	INCOME	NOTE	Amount(Rs.)	Amount(Rs.)
TO SALARY & OTHER ALLOWANCE	<u>Q</u>	134,412,741.00	<u>FEES RECEIVED</u>	<u>N</u>		
CONTR. TO PROVIDENT & OTHER FUNDS	<u>R</u>	6,820,321.00	ADMISSION		2,825,000.00	
STAFF WELFARE	<u>S</u>	1,983,811.00	TUITION		196,482,588.00	
RENT ACCOUNT	<u>T</u>	4,740,318.00	DEVELOPMENT FEE		3,734,000.00	
AUDIT FEES	<u>U</u>	125,000.00	LIBRARY BOOK BANK		3,008,000.00	206,049,588.00
DEPRECIATION	<u>V</u>	14,156,291.02	<u>INTEREST</u>	<u>Q</u>		
MISCELLANEOUS EXPENSES	<u>W</u>	70,831,798.87	BANK & OTHERS			1,370,024.77
EXCESS OF INCOME OVER EXPENDITURE-		(21,303,874.88)	<u>MISCELLANEOUS RECEIPTS</u>	<u>P</u>		3,346,793.24
TOTAL :-		210,766,406.01	TOTAL:-			210,766,406.01

SIGNIFICANT ACCOUNTING POLICIES & NOTES
OF ACCOUNTS - SCHEDULE "X"

AS PER REPORT ON EVEN DATE ATTACHED

FOR CHETAN & CO.
CHARTERED ACCOUNTANTS
Firm Regn No. 32115E

Malaya Ray Chaudhuri
Malaya Ray Chaudhuri
PARTNER
MEMBERSHIP NO-053201



TRUSTEE
For B.P. Poddar Foundation for Education

TRUSTEE
For B.P. Poddar Foundation for Education

KOLKATA
Date: 30 SEP 2022

Trustee

Refer i. 1 of Annexure of Form No.10BB.P.PODDAR FOUNDATION FOR EDUCATION

PAN- AAATB5418M

Computation of Income for the previous year relevant to
Asst. Year 2022-2023 applied to Charitable Purpose

	Rs.	Rs.	Rs.
Gross Receipts as per Income & Expenditure A/c on 31.03.2022			210,766,406.01

Less:

Application as per Income & Expenditure A/c

232,070,280.89

Less : Depreciation

14,156,291.02

Less : Interest on TDS

27,950.00

Less: Provision for Municipal Tax

-
217,886,039.87

Add: Capital Expenditure as per Note "A"

5,517,362.00

(except Capital Work in Progress-Refer Note 'A')

223,403,401.87

(12,636,995.86)**Surplus/Deficit**

Lower of 15% of Gross Income i.e Rs 210766406 i.e Rs. 31614961

(12,636,995.86)NIL

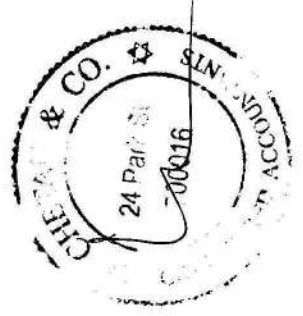
Income Tax

Less: TDS:

Refundable

NIL

74,284.00

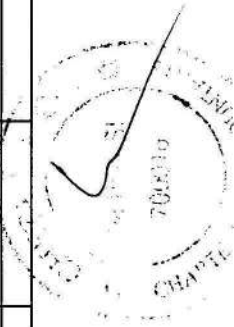
74,284.00

For B.P. Poddar Foundation for Education

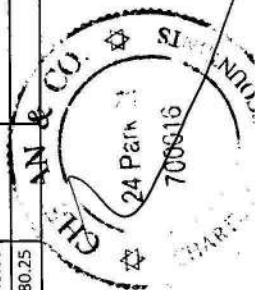
Agness Poddar
 _____ Trustee

SCHEDULE - 'B' : FIXED ASSETS: 31-03-2022

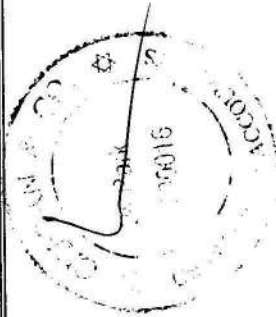
DESCRIPTION	OPENING BALANCE	ADDITION		TOTAL	DEPRECIATION		DELETION DURING THE YEAR	CLOSING BALANCE
		Before 03 Oct	After 03 Oct		RATE	AMOUNT		
FIXED ASSETS - 0% DEPRECIATION								
Land & Land Development	16,459,347.00			16,459,347.00	-	-		16,459,347.00
FIXED ASSETS - 10% DEPRECIATION								
Black Board	85,140.00			85,140.00	10%	8,514.00		76,626.00
Dell Projector	35,199.00			35,199.00	10%	3,519.90		31,679.10
Furniture & Fixture	2,714,256.90			2,714,256.90	10%	271,425.69		2,442,831.21
Hostel Bed	189,645.30			189,645.30	10%	18,964.53		170,680.77
Land & Building	48,481,811.10			48,481,811.10	10%	4,848,181.11		43,633,629.99
Library Books (NCRT)	3,870.00			3,870.00	10%	387.00		3,483.00
Road and Bridges	214,783.20			214,783.20	10%	21,478.32		193,304.88
Swimming Pool	1,009,872.00			1,009,872.00	10%	100,987.20		908,884.80
Wheel Chair	2,411.10			2,411.10	10%	241.11		2,169.99
Total...	52,736,988.60			52,736,988.60		5,273,698.86		47,463,289.74
FIXED ASSETS - 15% DEPRECIATION								
Air Conditioner	1,114,087.30			1,114,087.30	15%	167,113.10		946,974.21
Almirah	138,368.10			138,368.10	15%	20,755.22		117,612.89
Carpet	3,875.15			3,875.15	15%	581.27		3,293.88
CCTV PA System	332,061.60			332,061.60	15%	49,809.24		282,252.36
Coffee Machine	4,003.50			4,003.50	15%	600.53		3,402.98
Cooler	45,956.95			45,956.95	15%	6,893.54		39,063.41
Counting Machine	4,440.40			4,440.40	15%	666.06		3,774.34
Cycle	161.50			161.50	15%	24.23		137.28
Digital Camera	22,607.45		100,325.00	122,932.45	15%	10,915.49		112,016.96
DVD Player	5,917.70			5,917.70	15%	887.66		5,030.05
Electric Goods	350,171.95			350,171.95	15%	52,525.79		297,646.16
Electronics	29,222.15			29,222.15	15%	4,383.32		24,838.83
EPABX	13,958.70			13,958.70	15%	2,093.81		11,864.90
Fire Extinguisher	29,668.40			29,668.40	15%	4,450.26		25,218.14
Fire Fighting System	274,882.35			274,882.35	15%	41,232.35		233,650.00
Fly Capture	4,253.40			4,253.40	15%	638.01		3,615.39
Fogging Machine	14,159.30			14,159.30	15%	2,123.90		12,035.41
Garden Equipments	1,411.85			1,411.85	15%	211.78		1,200.07
Gas Stove	5,068.55			5,068.55	15%	760.28		4,308.27



Generator	127,057.15	-	-	127,057.15	15%	19,058.57	107,998.58
Hand Sanitizer Machine	10,545.00	-	-	10,545.00	15%	1,581.75	8,963.25
Inverter	22,638.05	-	-	22,638.05	15%	3,395.71	19,242.34
Inverter Battery	8,460.00	-	-	8,460.00	15%	1,269.00	7,191.00
JSP Jungle King 2 Horse Power Motor	-	-	25,000.00	25,000.00	15%	1,875.00	23,125.00
Kitchen Items	1,492.60	-	-	1,492.60	15%	223.89	1,268.71
Lab Equipments	83,314.45	-	-	83,314.45	15%	12,497.17	70,817.28
LCD Projector	11,220.00	-	-	11,220.00	15%	1,683.00	9,537.00
Library Books	64,155.45	-	-	64,155.45	15%	9,623.32	54,532.13
Life Jacket	6,688.65	-	-	6,688.65	15%	1,003.30	5,685.35
Medical Equipments	1,350.65	-	-	1,350.65	15%	202.60	1,148.05
Mike	3,547.05	-	-	3,547.05	15%	532.06	3,014.99
Mobile Phone	20,171.75	-	-	20,171.75	15%	3,025.76	17,145.99
Motor Cycle	14,923.45	-	-	14,923.45	15%	2,238.52	12,684.93
Musical Instruments	62,186.85	-	-	62,186.85	15%	9,328.03	52,858.82
Office Equipments	15,512.50	-	-	15,512.50	15%	2,326.88	13,185.63
Play Ground Equipments	28,061.05	-	-	28,061.05	15%	4,209.16	23,851.89
Play Group Equipments	32,004.20	-	-	32,004.20	15%	4,800.63	27,203.57
Printers	42,018.90	-	-	42,018.90	15%	6,302.84	35,716.07
Refrigerator	15,546.50	-	-	15,546.50	15%	2,331.98	13,214.53
Rickshaw Trolley	2,074.85	-	-	2,074.85	15%	311.23	1,763.62
Safe	3,488.40	-	-	3,488.40	15%	523.26	2,965.14
Sewing Machine	806.65	-	-	806.65	15%	121.00	685.65
Smart Class Hardware	779,324.20	-	-	779,324.20	15%	116,898.63	662,425.57
Software	151,862.70	-	-	151,862.70	15%	22,779.41	129,083.30
Solar Water Heating System	225,817.80	-	-	225,817.80	15%	33,872.67	191,945.13
Sports Items	108,367.35	-	-	108,367.35	15%	16,255.10	92,112.25
Submersible Pump	35,590.35	-	-	35,590.35	15%	5,338.55	30,251.80
Tape Recorder	409.70	-	-	409.70	15%	61.46	348.25
Telephone PCO	7,016.75	-	-	7,016.75	15%	1,052.51	6,064.25
Television	49,465.75	-	-	49,465.75	15%	7,419.86	42,045.89
Television LED	22,415.35	-	-	22,415.35	15%	3,362.30	19,053.05
Thermal Scanner	2,975.00	-	-	2,975.00	15%	446.25	2,528.75
Transformer	36,803.30	-	-	36,803.30	15%	5,520.50	31,282.81
UPS	15,531.20	-	-	15,531.20	15%	2,329.68	13,201.52
UPS Battery	23,597.50	-	-	23,597.50	15%	3,539.63	20,057.87
Vehicle Battery Charger	3,145.00	-	-	3,145.00	15%	471.75	2,673.25
Washing Machine	22,580.25	-	-	22,580.25	15%	3,387.04	19,193.21



Water Cooler	43,968.80			43,968.80	15%	6,595.32		37,373.48
Water Purifier	59,358.05			59,358.05	15%	8,903.71		50,454.34
Xerox Machine	66,920.50		116,075.00	182,995.50	15%	18,743.70		164,251.80
Total...	4,626,690.00			4,885,140.00		713,387.25		4,171,752.75
FIXED ASSETS -30% DEPRECIATION								
Bolero	135,069.20	-	6,480.00	141,549.20	30%	41,492.76		100,056.44
Bues	4,457,387.90	-		4,457,387.90	30%	1,337,216.37		3,120,171.53
Mini Van Mahindra	231,055.30	-		231,055.30	30%	69,316.59		161,738.71
Motor Car (Force Crusier)	204,363.60	-		204,363.60	30%	61,309.08		143,054.52
Total.	5,027,876.00			5,034,356.00		1,509,334.80		3,525,021.20
FIXED ASSETS -40% DEPRECIATION								
Computer	38,017.80			38,017.80	40%	15,207.12	355,000.00	377,810.68
Dell Laptop	570.00			570.00	40%	228.00	-	342.00
Total	38,587.80			38,587.80		15,435.12		378,152.68
Total	78,889,489.40	-	264,930.00	79,154,419.40		7,511,856.03	355,000.00	71,997,563.37



Fixed Assets
B.P.PODDAR FOUNDATION FOR EDUCATION

1-Apr-2021 to 31-Mar-2022

Particulars	Rate of Depr.	Opening Balance	Date of Addition		Amt. of Addition / Sale	TOTAL	No. of days	Depreciation	Closing Balance
			FROM	TO					
LAND									
LAND AT GOPALPUR		6,615,627.00	01.04.2021	31.03.2022	-	6,615,627.00	365	-	6,615,627.00
LAND AT CHARISWAR		33,583,975.33	01.04.2021	31.03.2022	3,429,118.00	37,013,093.33	365	-	37,013,093.33
LAND AT GOLAGHATA		1,742,218.24	01.04.2021	31.03.2022	-	1,742,218.24	365	-	1,742,218.24
TOTAL LAND (A)		41,941,820.57	-	-	3,429,118.00	45,370,938.57	-	-	45,370,938.57
A.C.MACHNE (B)	0.15	13,720.64	01.04.2021	31.03.2022	-	13,720.64	365	2,058.10	11,662.54
DIGITAL CAMERA (C)	0.15	11,809.47	01.04.2021	31.03.2022	-	11,809.47	365	1,771.42	10,038.05
MOBILE	0.15	7,988.63	01.04.2021	31.03.2022	-	7,988.63	365	1,198.29	6,790.34
	0.15	-	18.02.2022	31.03.2022	1,900.00	1,900.00	41	142.50	1,757.50
MOBILE (D)	0.15	7,988.63			-	9,888.63		1,340.79	8,547.84
MOTOR CAR									
AUTO MAHINDRA QUANTO C6	0.15	216,194.00	01.04.2021	17.08.2021	-	216,194.00	365	16,214.55	199,979.45
TOTAL MOTOR CAR (E)	0.15	216,194.00	-		-	216,194.00		16,214.55	199,979.45
TELEVISION (F)	0.15	4,655.34	01.04.2021	31.03.2022	-	4,655.34	365	698.30	3,957.04
TELEPHONE INSTRUMENT (G)	0.15	1,206.15	01.04.2021	31.03.2022	-	1,206.15	365	180.92	1,025.23
PRINTER & SCANNER (H)	0.15	5,440.82	01.04.2021	31.03.2022	-	5,440.82	365	816.12	4,624.70
GRAND TOTAL (A + B + C + D + E + F + G)		42,202,835.62			3,429,118.00	45,633,853.62		23,080.21	45,610,773.41



B.P. PODDAR FOUNDATION FOR EDUCATION

CURRENT ASSETS & LOAN ADVANCES

**CASH AT BANK & OTHERS INVESTMENT
NOTE- "B"**

CASH- IN- HAND
INSTITUTE (VIP)
INSTITUTE (SALT LAKE)

Amount(Rs.)

536,120.20

96,477.00

590,247.55

1,222,844.75

NOTE- "C"

CASH AT BANK

SAVINGS

CENTRAL BANK OF INDIA-SAVINGS A/C
THE FEDERAL BANK- SAVINGS A/C
INDIAN OVERSEAS BANK

26,398,372.94

24,535,315.45

703,080.91

51,636,769.30

NOTE- " D"

CURRENT ACCOUNT

BANK OF BARODA (TEGHARIA)
BANK OF BARODA (SALT LAKE)
CENTRAL BANK OF INDIA -CURRENT A/C
CENTRAL BANK OF INDIA-C A/C SCI
INDIAN OVERSEAS BANK
PUNJAB NATIONAL BANK-KASHI FEES A/C
PUNJAB NATIONAL BANK-UNIT OF DPS
HDFC Current Account 50200053256649
HDFC Savings Account No. 50100386414560
THE FEDERAL BANK
SBI BANK-DPS

6,757,047.38

8,726,084.46

4,584,222.42

29,697.50

192,157.33

8,766,270.00

2,480,576.92

1,730,381.23

2,214,394.88

5,375,346.25

40,856,178.37


NOTE- " E"

**FIXED DEPOSIT-DPS
FIXED DEPOSITS**

568,139.00

5,525,989.00

6,094,128.00



B.P PODDAR FOUNDATION FOR EDUCATION

NOTE- "F"

LOAN TO OTHER

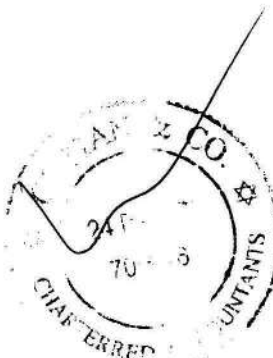
GEMINI DEALCOMM PVT LTD

Amount(Rs.)

NOTE- "G"

LOANS & ADVANCES (ASSETS)

ADVANCE FOR LAND (CHARISWAR)	18,844,683.00
ADVANCE FOR LAND (RAJARHAT)	5,700,000.00
Abdul Matin	900.00
Adhir Chandra Chowdhury	12,025.00
MEERA ENTERPRISE	109,478.00
Pathak Enterprise	7,588.00
SPB Engineers (INDIA)	19,063.00
ADVANCES FOR ADMISSION	74,500.00
OSST-17-18	26,000.00
ACC INFOTECH	49,831.00
AGNIV INCORPORATION	9,000.00
ANINDYA SEN	52,675.00
APARNA GHOSH	110,025.00
DELNET	13,570.00
DELTAFOX SOFTWARE (INDIA) PVT. LTD.	584,332.00
EXPENSES FOR DPS,KASHI	5,599,628.00
INDIAN INSTITUTE OF MANAGEMENT BANGALORE	1,740.00
NEW CHOWDHURY TOUR AND TRAVELS	14,621.00
NON CET EXAMINATION FEES -S LAKE	9,000.00
PINOEEER BUILDERS	13,650.00
PRASENJIT KUMAR DAS	18,900.00
RAIMATA IMPEX PVT. LTD.	49,490.00
UDCSR-ESA BOSE	23,791.00
UNIVERSITY DEVELOPMENT FEE	823,900.00
UNIVERSITY DEVELOPMENT FEE - S. LAKE	37,250.00
NBA Work	3,249,518.00
ADVANCE TO PURNACHAND DAS	40,000.00
ANAND Kr PRASAD	34,489.00
Atlas Surgical	5,700.00
B.P.P.F.E.DPS,KASHI	75,248,516.00
B.P.PODDAR FOUNDATION FOR EDUCATION	197,890,303.04
EUREKA FORBES LTD	82,621.00
Green Earth Techonologies	376,532.00
Income Tax Demand	3,150,822.00
Income Tax Demand(A.Y.2009-10)	4,471,322.00
Industrial Traning Program	72,063.00
NSS Cell (SFU)-BPPIMT	18,293.00
OTIS ELEVATOR COMPANY (INDIA) LTD.	52,341.78
PRATICK BISWAS (H.O)	1,000.00
PREPAID EXPENSES	967,604.72
Priorities Solutions	149,000.00
PUJA ADVANCE	151,200.00
RAM KUMAR MONDAL	1,000.00
SUMIT KUMAR SHAW (H.O.)	32,600.00
Bharti Ads	15,659.00
INDUS TOWERS LTD.	55,977.00
Accrued Int-CESC	25,806.57
ACCRUED INTEREST (WBSEDC LTD)	66,471.00
Maa Mangala Electronics	14,018.00
Makaut -SWC	351,525.00
PREPAID INSURANCE	89,167.00
SUBIR CHOUDHURY	-
SUSHMITA ROY -S.L	10,000.00
TDS (ASSET)	2,700,495.35
AYUSH PODDAR	5,000,000.00
BENGAL CHAMBER OF COMMERCE	5,310.00
DPS,KASHI-VARANASI	112,473,950.05
Closing Stock	16,277.00
Staff Expenses Advance	2,728.00
Abhishek Srivastava	700.00
Assistant Secretary (Accts.)/DDO CBSE, Allahabad	31,042.00
Awadhesh Singh (Old PGT Teacher)	4,050.00
C D F Lucknow	18,000.00
MACT ADJ Court Varanasi	386,607.00
Pocket Money 2016-17	990,178.66
Pocket Money-2018-19	77,856.00
Pocket Money-2019-20	15,548.07
Prepaid Expenses	72,120.00
Registrar General High Court Allahabad	25,000.00
Security Deposits with BSNL_fiber-BB-SAC-998412	1,999.00
Security with Suman Gas	9,000.00
Suspense/Advance Cash Payments for General Expenses	110,375.00
TOTAL	440,770,425.24



B.P. PODDAR FOUNDATION FOR EDUCATION

NOTE- "H"

INTEREST RECEIVABLE

INTEREST ACCRUED CESC/WBSEDCO LTD
Accrued Interest on Fixed Deposit

NOTE- "I"

DEPOSIT

DEPOSIT AGAINST TELEPHONE
DEPOSIT (A.PAUL)
DEPOSIT (ASHUTOSH PAUL)
Deposit CESC
DEPOSIT (VSNL)
DEPOSIT WITH WBSEB
SECURITY DEPOSIT(AIRTEL)
SECURITY DEPOSIT (BHARAT ELEC.SERVICE)
SECURITY DEPOSIT (CESC)
Security Deposit(Telephone)
SECURITY DEPOSIT (W.B.S.E.D.CO.LTD)
SECURITY DEPOSIT (CESC)
SECURITY DEPOSIT (ENGINEER SR. SATIONS)
Security Deposit (New Alipore Flat)

NOTE- "J"

OTHER RECEIVABLE

Adv Against Admission

ADV.AGAINST FEES,13TH BATCH,MCA
ADV. AGAINST FEES,14TH BATCH,CSE
ADV. AGAINST FEES ,15TH BATCH, CSE
ADV. AGAINST FEES, 15TH BATCH, ECE,
ADV. AGAINST FEES,15TH BATCH , EE
ADV. AGAINST FEES, 15TH BATCH, IT
ADV.AGAINST FEES, 15TH BATCH MCA
ADV. AGAINST FEES 16TH BATCH, BBA
ADV. AGAINST FEES 16TH BATCH ,BCA
ADV. AGAINST FEES 16TH BATCH, CSE
ADV. AGAINST FEES 16TH BATCH,ECE
ADV. AGAINST FEES 16TH BATCH ,EE
ADV. AGAINST FEES 16TH BATCH, IT
ADV.AGAINST FEES 17TH BATCH, BBA
ADV.AGAINST FEES,17TH BATCH BCA
ADV.AGAINST FEES,17TH BATCH, CSE
ADV.AGAINST FEES 17TH BATCH ECE
ADV.AGAINST FEES,17TH BATCH,EE
ADV AGAINST FEES 17TH BATCH IT
ADV. AGAINST FEES 17TH BATCH MCA
ADV.AGAINST FEES,18TH BATCH BBA
ADV.AGAINST FEES,18TH BATCH-BCA
ADV.AGAINST FEES , 18TH BATCH, CSE
ADV.AGAINST FEES,18TH BATCH,ECE
ADV AGAINST FEES, 18TH BATCH,EE
ADV.AGAINST FEES, 18TH BATCH,IT
ADV. AGAINST FEES 18TH BATCH , MCA
ADV AGAINST FEES 19TH BATCH BBA
ADV AGAINST FEES 19TH BATCH BCA
Adv.Against Fees 19th Batch, MCA
ADV.AGAINST FEES 20TH BATCH CSE
ADV.AGAINST FEES 20TH BATCH ECE
ADV.AGAINST FEES 20th Batch EE
ADV AGAINST FEES 20TH BATCH IT
Adv Against Fees 21 Batch BCA
ADV. AGAINST FEES 21 BATCH, MCA
Adv. - Against Fees 21 St Batch BBA
ADV AGAINST FEES 21TH BATCH, CSE
ADV. AGAINST FEES 21TH BATCH ECE
ADV. AGAINST FEES 21TH BATCH EE
Adv. Against Fees 21th Batch IT
Adv. Against Fees 22 Batch , BBA
ADV. AGAINST FEES 22 BATCH ,BCA
ADV. AGAINST FEES 22ND BATCH, CSE
Adv. Against Fees 22nd Batch , ECE
Adv. Against Fees 22nd Batch , EE
Adv. Against Fees 22nd Batch,IT
Adv. Against Fees 23rd Batch ,CSE
Adv. Against Fees 23rd Batch ,ECE
Adv. Against Fees 23rd Batch, EE
Adv. Against Fees 23 Rd Batch, IT
ADV.AGAINST FEES LAT 16TH BATCH CSE
ADV.AGAINST FEES LAT 16TH BATCH ECE
ADV.AGAINST FEES LAT 16TH BATCH EE
Advance Against Fees 16th Batch MCA
ADVANCE AGAINST FEES 19TH BATCH CSE
Advance Against Fees,19th Batch,Ece
ADVANCE AGAINST FEES 19TH BATCH EE.

Amount(Rs.)

3,933.00

3,933.00

34,025.00

108,000.00

577,000.00

28,340.00

30,000.00

279,600.00

4,995.00

1,800.00

122,500.00

16,003.00

1,540,060.00

144,900.00

10,000.00

60,000.00

2,957,223.00

38,800.00

125,000.00

10,020.00

38,660.00

122,910.00

315,125.00

152,500.00

97,220.00

398,400.00

341,400.00

335,285.00

974,930.00

360,250.00

172,500.00

303,980.00

226,680.00

570,790.00

659,820.00

441,655.00

252,920.00

225,000.00

756,420.00

908,500.00

840,360.00

1,145,580.00

530,111.00

735,550.00

562,040.00

2,621,140.00

1,866,780.00

352,000.00

1,038,244.98

1,348,480.00

654,080.00

492,610.00

1,159,310.50

298,680.00

1,159,714.72

1,386,608.82

1,498,586.46

58,925.00

679,830.00

709,100.00

1,224,000.00

1,007,150.00

1,560,640.00

224,900.00

472,865.00

916,800.00

2,011,075.00

331,000.00

670,000.00

97,300.00

16,750.00

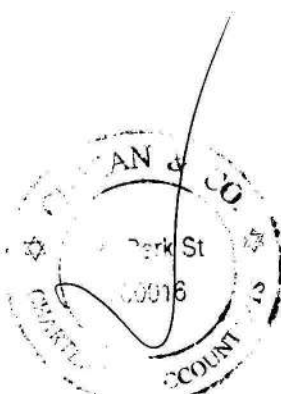
58,500.00

358,760.00


1,230,730.00

1,314,528.82

547,110.00



ADVANCE AGAINST FEES, 19TH BATCH, IT	1,086,400.00
ADVANCE AGAINST FEES 20TH BATCH, BBA	2,414,691.12
ADVANCE AGAINST FEES 20TH BATCH, BCA	1,429,560.00
Applied for TC	179,452.76
Bad & Doubtful Debts	639,900.00
Day Scholars for 21-22	230,345.00
Day Scholars for 22-23	1,069,128.22
Fee Defaulters for Session 2020-21	715,825.36
Hosteller's for Session 21-22	128,633.00
Left Without Notice	112,300.00
Likely to Be Bad Debt	1,425,008.00
Non Reporting & Withdraw Admission-22-23	2,000.00
RTE Student 22-23	4,200.00
LIABILITIES	48,446,048.76
NOTE-"K"	
FUND A/C	
BALANCE AS PER LAST ACCOUNT	
ADD: CORPUS DONATION RECEIVED	258,449,989.43
ADD: EXCESS OF INCOME OVER EXPENDITURE	(21,303,874.88)
	237,146,114.55




B.P PODDAR FOUNDATION FOR EDUCATION

LIABILITIES

NOTE- "L"


OTHER LIABILITIES

	Amount(Rs)
ASSOCIATION OF PROFESSIONAL ACADEMIC INSTS.	2,315,035.00
AYUSH PODDAR	248,000.00
Balaka Fooding and Lodging	35,000.00
CAUTION DEPOSIT	25,176,375.00
Cauton Deposit-Salt Lake	2,455,820.00
Conveyance Allownace Payable	38,700.00
C S I TRAINING PROGRAMME	32,840.00
Deposit-Gorabazar	10,000.00
DHARA ENTERPRISE	44,115.00
Dipankar Sarkar _employee (VIP)	29,850.00
Diti Duttea	10,000.00
DR.SUBIR CHOUDHURY	477,000.00
DST Reserch Project(Sandeep Ghosh)	66,654.96
EGC FACILITY MANAGEMENT PVT. LTD.	84,764.00
Electricity Charges Payable	7,760.00
EXAMINATION FEES RECEIVED	202,000.00
EXAMINATION FEES	58,961.00
RASHMI ADVERTISING	18,745.00
CHETAN & CO.	91,525.00
Fees Untraceable	710,260.00
GLOBSYN SUMMER TRAINING	800,795.00
Grant-MODRO-EE-DEPT.	363,149.00
GROOMING FEE	272,000.00
HONOURIUM PAYABLE	225,154.94
KM ENTERPRISE	13,524.00
Liability for Expenses-H.O.	1,040,505.00
LIABILITY FOR EXPENSES (INSTITUTE)	39,679.00
LIABILITY FOR EXPENSES -S.LAKE	(43,010.00)
MAKAUT	1,001,598.92
MAKAUT, WB (PPR / PPS)EXAM S.Lake	9,000.00
Matri Enterprise	4,271.00
M.H.,M Electronics	207,705.00
Mithu Mukherjee	26,918.00
Motor Car Repair and Maintanence -Payable	3,500.00
Municipal Tax Payable	256,120.00
National Institute for Industrial Training	55,000.00
NISSAN DEVELOPERS & PROP. PVT. LTD	33,101.16
ODD-EVEN EXAM (MAKAUT)	56,623.00
OUTSTANDING LIABILITIES	42,283.00
Path Finder	478,933.00
Pradhan Manti Kaushal Vikash Yojna	366.00
PRITAM KUMAR GHOSH (STAFF VIP CAMPUS)	35,742.00
Delta Electronics India Pvt. Ltd.	156,062.08
National Institute of Industrial Traning	335,000.00
P.P.ENGINEERING CO.	147,367.20
SHIV KUMAR SHARMA	12,000.00
STAFF ADVANCE	116,162.00
STAFF ADVANCE (SALT LAKE)	39,500.00
Indus Tower Ltd(Rent)	246,844.51
Total A	38,089,298.77



B.P PODDAR FOUNDATION FOR EDUCATION

NOTE- "L"		(Amount Rs)
OTHER LIABILITIES(Continue)		
RELUCTANT		67,100.00
Anima Printer		44,824.00
ARDENT COMPUTECH PVT LTD		58,500.00
ASHUTOSH PAUL		2,203,390.00
Avijit Mondal		45,500.00
DEECEE ELECTROSYSTEMS PVT. LTD		32,037.00
E. G. C. GROUP		184,307.00
Electro Meter Corporation		54,516.00
KWALITY ENGINEERING WORKS		697.00
LAXMAN GROUP OF ENGINEERS		64,575.00
LIONEL INDIA LTD.		2,443.00
Makaut WB(Special Supplymentrt Exam)		71,764.00
Max Services		11,534.00
MEERA ENTERPRISE		-
MEGA TRADE CENTRE		2,961.00
Naba Diganta Water Management Ltd		6,000.00
NISSAN EDUCATIONAL SERVICES PVT. LTD.		4,707.00
Pathak Enterprise		-
Pipal Tree Hotels		5,495.00
Printec		26,717.00
RAMDAS MANDOL		3,861.00
RASHMI ADVERTISING		1,631.00
RUBY DAS		24,773.00
SAFE ENGINEERING		10,620.00
SPB Engineers (INDIA)		-
UNICHEM SUPPLY AGENCY		3,894.00
Adv Against Admission 20-21		628,100.00
ADV. AGAINST FEES,10TH BATCH,IT		43,000.00
ADV. AGAINST FEES,9TH BATCH,BBA		33,000.00
ADVANCE AGAINST DMISSION 21-22		411,200.00
ADVANCES FOR ADMISSION		2,627,697.65
DST PROJECT (LIPIKA ADHYA)		116,776.80
Retaintion (VIP Campus)		(795.44)
Adv against dmission		10,000.00
Retaintion S.Lake		22,770.00
RETENSION		108,137.50
RETENSION ON PROFESSION		7,020.00
Samiran Mandal		7,356.00
SAYAN PROCESS		101,244.00
SCHOLARSHIP		99,980.00
Scientific Research Laboratory		3,304.00
SECURITY DEPOSIT(BHARATI TEL.)		68,500.00
SOFT SKILL TRANING 2017 BATCH		21,500.00
SOFT SKILL TRANING 2018 BATCH		75,977.00
SPIE Fund		281,968.10
STUDENT FUND		6,272,508.00
STUDENT FUND-SALT LAKE		2,830,197.00
UGC-DAE-CSR CONT. GRANT (DR. RANJANA GOSWAMI)		8,708.26
UNIVERSITY REGISTRATION FEE		676,658.60
UNPAID SALARY		7,476,801.00
UNPAID SALARY -SALT LAKE		955,897.00
WBJEEB		331,063.60
Prioritee		49,500.00
Statutory Payable		3,785,304.25
APTECH LTD.		23,130.00
NATIONAL ACADEMY OF SKILL DEVELOPEMENT		166,320.00
Fees Not Updated		1,002,796.66
	Carried Forward	31,177,465.98
	Brought Forward	31,177,465.98
Choudhary Tours and Travels		3,533.00
O P G Travells		14,684.00
Nissan Developers & Properties Pvt. Ltd.		13,450.00
B.P Poddar Institute of management & Technology		197,831,280.04
	Total B	229,040,413.02



B.P PODDAR FOUNDATION FOR EDUCATION

NOTE- "L"

OTHER LIABILITIES(Continue)

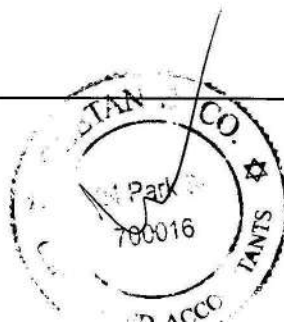
Amount(Rs.)

RASHMI PODDAR	11,200.00
HDFC Light Commercial Vechile Loan	2,318,741.01
B.P. Poddar Foundation for Education (Head Office)	112,470,750.98
B P Poddar Institute of Mgt. & Tech	80,851,344.00
CBSE Board Registration Fees	5,400.00
Examination Fees	17,150.00
Student Fees	7,842,792.14
ESIC Payable	115,277.00
Hostel Welfare Fund	130,643.00
TDS Payable	48,049.00
EPF Payable	452,948.00
Gupta Agrawal Jain & Co.	25,000.00
Salary Payable	640,132.00
Left/Pass Out Students (Creditors)	1,751,646.63
Suspense Account	204,138.85
Consultants	116,939.00
Aakriti Enterprises	1,800.00
Ajay Automobiles	(0.30)
Baba Copy Mart	44,125.00
Bajaj Allianz General Insurance Co. Ltd.	(13,951.00)
EBIX Smartclass Educational Services	(1,350.00)
Educational Enterprises _GST (From 1-Apr-2017)	111,680.48
Haygot Education Pvt. Ltd.	114,000.00
IFFCO-TOKIO General Insurance Company Limited	20,650.00
Kavach Fire And Safety	21,535.00
K N Y Associates	2,500.00
Krishna Rashyan Uoudyog	1,000.00
Ma Gayatri Brick Field	1,700.00
Matri Shree Powertronics Pvt Ltd	43,800.00
M.K. Electronics	1,460.00
Offswing Communication	45,633.00
Om Sai Security	95,832.00
Patel Automobiles	855.00
Patel Velding Works	4,200.00
Pragya Publicity Centre	322,576.00
Puneet Automobiles Pvt. Ltd.	1,410.00
Purvanchal Vidut Vitran Nigam Limited	1,880.54
Rakesh Kumar (Advertiser)	62,418.00
Ramesh Chandra Pandey- Professional Retainer Fees	18,000.00
Ramesh Chandra Pandey-Reimbursement of EPF & ESIC	27,033.00
Saroj Tent House	50,000.00
Shree Shyam Photo Store	1,600.00
Shudhanshu Sharma	180,992.00
Spartan Security System	13,216.00
The Delhi Public School Society	1,399,480.00
Twins Digital Gallery	1,910.00
Unique Electricals	3,952.00
Vodafone Idea Limited	(5,076.68)

209,577,011.65

Grand Total A+B+C

476,706,723.44



B.P PODDAR FOUNDATION FOR EDUCATION


(Amount Rs)

NOTE- "M"

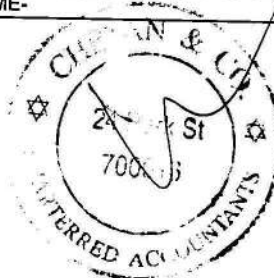
CURRENT LIABILITIES

ADVANCE AGAINST FEES

ADV AGAINST FEES, 5TH BATCH,BCA	45,500.00
ADV. AGAINST FEES,11TH BATCH,ECE	37,090.00
ADV. AGAINST FEES,12 TH BATCH,ECE	39,900.00
ADV,AGAINST FEES,12TH BATCH, M C A	1,400.00
ADV. AGAINST FEES,13TH BATCH, CSE	4,350.00
ADV. AGAINST FEES,14TH BATCH,CSE	3,000.00
ADV. AGAINST FEES,14TH BATCH, ECE	1,580.00
ADV.AGAINST FEES 14TH BATCH MCA	16,980.00
ADV. AGAINST FEES ,15TH BATCH,BBA	1,760.00
ADV. AGAINST FEES, 15TH BATCH, ECE,	320.00
ADV.AGAINST FEES, 15TH BATCH MCA	49,220.00
ADV. AGAINST FEES 16TH BATCH, BBA	1,023,340.00
ADV. AGAINST FEES 16TH BATCH ,BCA	827,560.00
ADV. AGAINST FEES 16TH BATCH, CSE	106,145.00
ADV. AGAINST FEES 16TH BATCH,ECE	151,808.00
ADV. AGAINST FEES 16TH BATCH ,EE	29,390.00
ADV. AGAINST FEES 16TH BATCH, IT	195,000.00
ADV,AGAINST FEES 17TH BATCH, BBA	1,687,845.10
ADV.AGAINST FEES,17TH BATCH BCA	1,210,617.00
ADV.AGAINST FEES,17TH BATCH, CSE	252,980.00
ADV.AGAINST FEES 17TH BATCH ECE	408,285.00
ADV.AGAINST FEES,17TH BATCH,EE	457,650.00
ADV AGAINST FEES 17TH BATCH IT	150,760.00
ADV. AGAINST FEES 17TH BATCH MCA	366,900.00
ADV.AGAINST FEES,18TH BATCH BBA	2,933,166.46
ADV.AGAINST FEES,18TH BATCH-BCA	1,750,426.62
ADV.AGAINST FEES , 18TH BATCH, CSE	1,115,907.08
ADV.AGAINST FEES,18TH BATCH,ECE	458,275.00
ADV AGAINST FEES, 18TH BATCH,EE	628,380.00
ADV.AGAINST FEES, 18TH BATCH,IT	661,803.00
ADV. AGAINST FEES 18TH BATCH , MCA	544,580.00
ADV AGAINST FEES 19TH BATCH BBA	2,664,846.29
ADV AGAINST FEES 19TH BATCH BCA	1,525,700.00
Adv.Against Fees 19th Batch, MCA	627,600.00
ADV.AGAINST FEES 20TH BATCH CSE	4,187,532.00
ADV.AGAINST FEES 20TH BATCH ECE	1,938,760.00
ADV.AGAINST FEES 20th Batch EE	899,043.54
ADV AGAINST FEES 20TH BATCH IT	1,321,882.00
Adv Against Fees 21 Batch BCA	842,620.00
ADV. AGAINST FEES 21 BATCH, MCA	196,500.00
Adv. - Against Fees 21 St Batch BBA	1,192,639.00
ADV AGAINST FEES 21TH BATCH, CSE	2,621,143.38
ADV. AGAINST FEES 21TH BATCH ECE	2,354,138.72
ADV. AGAINST FEES 21TH BATCH EE	4,567,160.00
Adv. Against Fees 21th Batch IT	1,116,360.00
Adv. Against Fees 22 Batch , BBA	641,700.00
ADV. AGAINST FEES 22 BATCH ,BCA	974,700.00
ADV. AGAINST FEES 22ND BATCH, CSE	3,265,460.00
Adv. Against Fees 22nd Batch , ECE	2,150,770.00
Adv. Against Fees 22nd Batch , EE	770,810.00
Adv. Against Fees 22nd Batch,IT	1,684,270.00
Adv. Against Fees 23rd Batch ,CSE	2,105,500.00
Adv. Against Fees 23rd Batch ,ECE	1,500,100.00
Adv. Against Fees 23rd Batch ,EE	414,600.00
Adv. Against Fees 23 Rd Batch, IT	968,800.00
ADV.AGAINST FEES LAT 16TH BATCH CSE	60,320.00
ADV.AGAINST FEES LAT 16TH BATCH ECE	47,670.00
ADV.AGAINST FEES LAT 16TH BATCH EE	21,600.00
ADV.Against Fees LAT, 16th Batch IT	2,000.00
Advance Against Fees 16th Batch MCA	184,540.00
ADVANCE AGAINST FEES 19TH BATCH CSE	1,101,045.90
Advance Against Fees,19th Batch,Ece	1,114,897.08
ADVANCE AGAINST FEES 19TH BATCH EE.	445,540.00
ADVANCE AGAINST FEES,19TH BATCH ,IT	561,480.00
ADVANCE AGAINST FEES 20TH BATCH ,BBA	1,387,545.84
ADVANCE AGAINST FEES 20TH BATCH ,BCA	1,286,422.36
Adv. Gainst Fees 23rd Batch ,IT	84,800.00
TOTAL	61,992,414.37




B.P. PODDAR FOUNDATION FOR EDUCATION	
	Amount(Rs.)
NOTE- "N"	
FEES RECEIVED	
ADMISSION FEES	2,825,000.00
TUTION FEES	196,482,588.00
DEVELOPMENT FEE	3,734,000.00
LIBRARY & BOOK BANK	3,008,000.00
	206,049,588.00
NOTE- "O"	
INTEREST RECEIVED	
INTEREST ON SAVINGS F D ACCOUNT	1,370,024.77
	1,370,024.77
NOTE- "P"	
MISC. RECEIPTS	
ELECTRIC CHARGES RECEIVED	1,097,546.00
MISC. INCOME	378,732.24
PROSPECTUS BBBC	391,100.00
TRAINING & EXAM. FEES	372,760.00
XEROX CHARGES RECEIVED	1,969.00
Junk Disposal	30,940.00
Liability written back	18,000.00
Processing Fees	12,000.00
Grant -MODROB	800,000.00
Registration Fees	82,400.00
Sale of Old Scrapped Bettries	12,350.00
Security Money	3,300.00
Staff Dues Forfeited	31,725.00
T C Charges	21,600.00
CBSE Exam Conducting Fees	14,696.00
Discount on Admission Fees	47,500.00
Medical Fees	13,898.00
Closing Stock of Diesel	16,277.00
TOTAL INCOME-	3,346,793.24

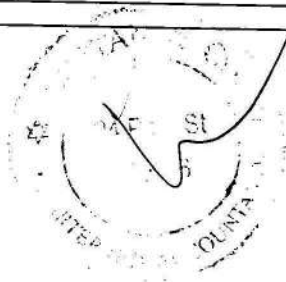


B.P PODDAR FOUNDATION FOR EDUCATION


<u>Particulars</u>	<u>Amount(Rs.)</u>
NOTE- "Q"	
<u>SALARY & OTHER ALLOWANCE</u>	
SALARY	127,186,048.00
HOUSE RENT ALLOWANCE	7,226,693.00
	134,412,741.00
NOTE- "R"	
<u>CONT. TO PROVIDENT & OTHER FUNDS</u>	
E.D.L .I. CHARGES	156,720.00
EMPLOYER'S CONT, TO PF	3,631,432.00
PF. ADMIN CHARGES	304,695.00
PENSION FUND	2,442,272.00
EMPLOYER'S CONT, TO ESI	285,202.00
	6,820,321.00
NOTE- "S"	
<u>STAFF WELFARE EXPENSES</u>	
STAFF WELFARE	165,711.00
MEDICAL ALLOWANCES	818,100.00
	983,811.00
NOTE - "T"	
<u>RENT PAID</u>	4,740,318.00
	4,740,318.00
NOTE- "U"	
<u>AUDIT FEES</u>	125,000.00
	125,000.00
NOTE- "V"	
<u>DEPRECIATION</u>	14,156,291.02
	14,156,291.02



B.P PODDAR FOUNDATION FOR EDUCATION	
	Amount/(Rs.)
MISCELLANEOUS EXPENSES	
NOTE- "W"	
ADVERTISEMENT & PUBLICITY	3,539,050.50
AFFILIATION FEES	382,500.00
ALLOWANCES	209,969.00
BOOKS & PERIODICALS	3,289.00
CAR HIRE CHARGE	68,464.00
COMPUTER MAINTENANCE	53,560.00
COMPUTER STATIONERY	37,021.00
CONVEYANCE	64,869.00
CONVEYANCE ALLOWANCES	464,400.00
COOLIE & CARTAGE	12,000.00
COUNCELLING EXPENSES	39,187.00
COURIER CHARGES	290.00
ELECTRIC CHARGES	4,800,448.49
Faculty Development expenseses	16,244.00
Fest Expenses	13,000.00
fire Fiting Expnsese	26,010.00
EXAMINATION EXPENSES	48,919.00
FOUNDATION DAY CELEBRATION EXPS.	1,232.00
GARDENING EXPENSES	29,359.00
GENERAL EXPENSES	220,970.00
GRATUITY	296,226.77
Hire Charges	1,680.00
HONOURIUM	5,894,780.33
Lecture Session	16,000.00
INTERNET EXPENSES	523,370.00
LABORATORY EXPENSES	29,957.00
LEGAL CHARGES	7,520.00
LIBRARY EXPENSES	68,187.00
MEETING & CONFERENCE EXPENSES	22,000.00
MEMBERSHIP FEES	61,800.00
MISC. EXPENSES	1,988.00
MOTOR CAR REP. & MAINTENACE	871,216.00
OFFICE MAINTENANCE	131,331.00
PLACEMENT EXPENSES	8,955.00
POSTAGE & STAMP	9,077.00
POWER & FUEL	60,244.00
PRINTING & STATIONERY	346,302.00
PROFESSIONAL SERVICE CHARGES	2,682,900.00
PUJA EXPENSES	33,546.00
REPAIR & MAINTENANCE (CIVIL)	195,294.00
REPAIR & MAINTENANCE (ELECTRICAL)	110,564.00
REPAIRS & MAINTENANCE	1,594,760.30
REPAIRS TO FURNITURE	38,290.00
SECURITY SERVICE CHARGES	1,746,997.00
SEMINAR EXPENSES	6,000.00
SOFTWARE LICENSE FEE	3,540.00
SUBSCRIPTION	14,500.00
TELEPHONE & TELEX INTERNET CHARGES	429,950.11
TRAINING EXPENSES	116,435.00
TRAVELLING EXPENSES	36,360.00
BANK CHARGES	11,690.25
DONATION PAID	3,667,780.00
TOTAL A	29,070,022.75




B.P PODDAR FOUNDATION FOR EDUCATION	
	Amount(Rs.)
MISCELLANEOUS EXPENSES	
NOTE- "W"(Continue)	
ANNUAL MAINTANENCE CHAREGES	-
INSURANCE	456,390.50
ROUND OFF	(0.08)
MEDICAL EXPENSES	84,710.00
C BLOCK AUDITORIUM	5,500.00
INTEREST PAID	27,950.00
MAKAUT EXAM. FORM FILL UP	69,400.00
AICTE	250.00
Annual Maintenance Chareges	515,274.00
Bissys Exam	1,970.00
BOOK FAIR 2022	196,340.00
INTEREST ON P TAX	804.00
JOURNAL	36,563.00
REPUBLIC DAY CELEBERATION	1,044.00
Round Off	1.34
SECI EXAM	2,650.00
Soft Skill Training Expenses	50,000.00
Vishwakarma Puja	15,285.00
WB -COOPERATIVE EXAM	1,173.00
WBPRB EXAM	1,887.00
Web Hosting Expenses	16,524.72
Work Shop Exp	7,400.00
ZOOM PLATFORM EXPENSES	53,156.00
Loss on sale of Motor Car	49,980.00
TRANSPORTATION CHARGES	5,350.00
TRAVELLING EXPENSES	266,496.00
TUTION FEE RELIEF (TFW SCHEME)	4,844,550.00
TUTION FEE RELIEF (WBFS)	714,750.00
UNIVERSITY REGISTRATION FEE- SALT LAKE	4,000.00
Vishwakarma Puja -S Lake	4,915.00
WEBSITE EXPENSES	79,000.00
Assets written off	50,000.00
Donation Paid	26,500,000.00
Opening Stock Diesel	63,598.96
Diesel Consumable	1,801,739.90
Bad Debts Expenses	297,740.00
Canteen/Mess Expenses	1,122,708.00
CBSE Affiliation Fees for 5 Years	50,000.00
CBSE Annual Conference of Sahodaya School 2021-22	885.00
CBSE Training Registration Fees	10,000.00
Covid-19 Precautionary Expenses	4,814.00
Digital Education Expenses	88,500.00
Discount on Registration Form	500.00
Discount on Tution Fee	172,456.00
DPS Frenchise Fees	1,399,480.00
DPS Society Meeting Expenses	25,000.00
Earn Leave Encashment Exp	57,444.00
Election Duty Expenses	32,550.00
ESIC Expenses	58,400.00
Fees Wrongly Charged	35,700.00
Festival Expenses	13,539.00
Function & Festival Expenses	19,535.00
GST on Various Purchase Items	6,957.56
Hostel Maintenance/Entertainment Expenses	4,600.00
Interest on Vehicle Loan	311,267.13
Laundry Washing & Dry Cleaning Expenses	92,695.00
Loan Processing Charges	1,892.16
Mediclaime Insurance	20,715.00
News Paper & Magazine Expenses	6,858.00
Rent Rent & Taxes	400.00
Rounded Off	(1.07)
School Prospectus	78,750.00
Sports Expenses	9,930.00
Staff Welfare Expenses	33,869.00
Tour Expenses for Hostel Admission	28,588.00
Tour & Travel Expenses	15,250.00
Vehicle Running and Maintenance	364,822.00
Wages to Contractual Drivers	364,280.00
Watch & Word Expenses	1,095,920.00
Website Development Expenses	7,080.00
Total B	41,761,776.12
GRAND TOTAL A+B	70,831,798.87




B.P. PODDAR INST. OF MGMT. & TECH
1-Apr-2021 to 31-Mar-2022

PARTICULARS	RATE OF DEP.	OPENING BALANCE	DATE OF ADDITION		Addition / Sale	Total	No. of Days	Depreciation	Closing Balance
			FROM	TO					
A.C.MACHINE	0.15	744,436.93	1-Apr-2021	31-Mar-22	-	744,436.93	364	111,666.00	632,770.93
			27-Aug-2021	31-Mar-22	86,000.00	86,000.00	216	12,900.00	73,100.00
			30-Aug-2021	31-Mar-22	27,000.00	27,000.00	213	4,050.00	22,950.00
TOTAL - I		744,436.93	-	-	113,000.00	857,436.93	-	128,616.00	728,820.93
A.C MACHINE (SALT LAKE)	0.15	32,252.29	1-Apr-2021	31-Mar-22	-	32,252.29	365	4,838.00	27,414.29
TOTAL - II		32,252.29	-	-	-	32,252.29	-	4,838.00	27,414.29
Air Conditioner	0.15	45,445.00	1-Apr-2021	31-Mar-22	-	45,445.00	364	6,817.00	38,628.00
TOTAL - II		45,445.00	-	-	-	45,445.00	-	6,817.00	38,628.00
Air Purifier	0.15	10,427.00	1-Apr-2021	31-Mar-22	-	10,427.00	364	1,564.00	8,863.00
TOTAL - II		10,427.00	-	-	-	10,427.00	-	1,564.00	8,863.00
Bar Code Reader	0.15	3,148.00	1-Apr-2021	31-Mar-22	-	3,148.00	364	472.00	2,676.00
TOTAL - II		3,148.00	-	-	-	3,148.00	-	472.00	2,676.00
Battery	0.15	21,904.00	1-Apr-2021	31-Mar-22	37,000.00	21,904.00	364	1,643.00	20,261.00
			22-Feb-2022	31-Mar-22		37,000.00	37	2,775.00	34,225.00
TOTAL - II		21,904.00	-	-	37,000.00	58,904.00	-	4,418.00	54,486.00
Biometric Device-SL	0.15	21,971.00	1-Apr-2021	31-Mar-22	-	21,971.00	364	3,296.00	18,675.00
TOTAL - II		21,971.00	-	-	-	21,971.00	-	3,296.00	18,675.00
BUILDING	0.10	17,852,211.00	1-Apr-2021	31-Mar-22	-	17,852,211.00	365	1,785,221.00	16,066,990.00
TOTAL - IV		17,852,211.00	-	-	-	17,852,211.00	-	1,785,221.00	16,066,990.00
BY-CYCLE	0.15	354.36	1-Apr-2021	31-Mar-22	-	354.36	365	53.00	301.36
TOTAL - V		354.36	-	-	-	354.36	-	53.00	301.36
CCTV-S.Lake	0.15	1,746.00	1-Apr-2021	31-Mar-22	-	1,746.00	365	262.00	1,484.00
TOTAL - V		1,746.00	-	-	-	1,746.00	-	262.00	1,484.00
CCTV-VIP	0.15	290,141.09	1-Apr-2021	31-Mar-22	-	290,141.09	364	43,521.00	246,620.09
			-	-	-	-	0	-	-
			-	-	-	-	0	-	-
			-	-	-	-	0	-	-




B.P.PODDAR INST. OF MGMT. & TECH
1-Apr-2021 to 31-Mar-2022

PARTICULARS	RATE OF DEP.	OPENING BALANCE	DATE OF ADDITION		Addition / Sale	Total	No. of Days	Depreciation	Closing Balance
			FROM	TO					
TOTAL - VI		290,141.09	-	-	-	290,141.09	-	43,521.00	246,620.09
CELLING FAN	0.15	17,198.00	1-Apr-2021	31-Mar-22	-	17,198.00	364	2,580.00	14,618.00
TOTAL - VI		17,198.00	-	-	-	17,198.00	-	2,580.00	14,618.00
COMPUTER	0.40	4,095,474.79	1-Apr-2021	31-Mar-22	-	4,095,474.79	364	1,638,190.00	2,457,284.79
			21-Mar-2022	31-Mar-22	49831.00	49,831.00	10	9,966.00	39,865.00
			7-Jul-2021	31-Mar-22	800000.00	800,000.00	267	320,000.00	480,000.00
TOTAL - VII		4,095,474.79	-	-	849,831.00	4,945,305.79	0	1,968,156.00	2,977,149.79
COMPUTER (SALT LAKE)	0.40	7,378.42	1-Apr-2021	31-Mar-22	-	7,378.42	364	2,951.00	4,427.42
TOTAL - VIII		7,378.42	-	-	-	7,378.42	-	2,951.00	4,427.42
COMPUTER WIRELESS NETWORKING	0.40	6,048.91	1-Apr-2021	31-Mar-22	-	6,048.91	364	2,420.00	3,628.91
TOTAL - IX		6,048.91	-	-	-	6,048.91	-	2,420.00	3,628.91
COMPUTER WIRELESS NETWORKING SL	0.40	3,644.00	1-Apr-2021	31-Mar-22	-	3,644.00	364	1,458.00	2,186.00
TOTAL - IX		3,644.00	-	-	-	3,644.00	-	1,458.00	2,186.00
CODLESS PHONE	0.15	3,193.00	1-Apr-2021	31-Mar-22	-	3,193.00	364	479.00	2,714.00
TOTAL - X		3,193.00	-	-	-	3,193.00	-	479.00	2,714.00
D.G.SET	0.15	375,668.07	1-Apr-2021	31-Mar-22	-	375,668.07	364	56,350.00	319,318.07
					-	-	0	-	-
TOTAL - X		375,668.07	-	-	-	375,668.07	-	56,350.00	319,318.07
DIGITAL CAMERA	0.15	1,211.56	1-Apr-2021	31-Mar-22	-	1,211.56	364	182.00	1,029.56
TOTAL - XI		1,211.56	-	-	-	1,211.56	-	182.00	1,029.56
DONGLE	0.4	3,437.00	1-Apr-2021	31-Mar-22	-	3,437.00	364	1,375.00	2,062.00
TOTAL - XI		3,437.00	-	-	-	3,437.00	-	1,375.00	2,062.00
ELEC. INSTALLATION (S.LAKE)	0.15	4,053.69	1-Apr-2021	31-Mar-22	-	4,053.69	364	608.00	3,445.69
TOTAL - XII		4,053.69	-	-	-	4,053.69	-	608.00	3,445.69



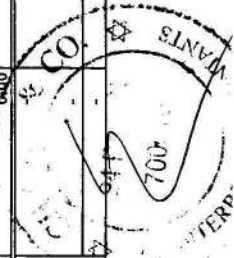
B.P.PODDAR INST. OF MGMT. & TECH
1-Apr-2021 to 31-Mar-2022

PARTICULARS	RATE OF DEP.	OPENING BALANCE	DATE OF ADDITION		Addition / Sale	Total	No. of Days	Depreciation	Closing Balance
			FROM	TO					
ELEC. EQUIPMENT	0.15	208,469.50	1-Apr-2021	31-Mar-22	-	208,469.50	364	31,270.00	177,199.50
			13-Sep-2021	31-Mar-22	45,581.00	45,581.00	199	6,837.00	38,744.00
			18-Feb-2022	31-Mar-22	12,970.00	12,970.00	41	973.00	11,997.00
			11-Mar-2022	31-Mar-22	3,102.00	3,102.00	20	233.00	2,869.00
TOTAL - XII		208,469.50	-	-	61,653.00	270,122.50	-	39,313.00	230,809.50
ELECTRICAL FITTING	0.10	213,124.01	1-Apr-2021	31-Mar-22	-	213,124.01	364	21,312.00	191,812.01
TOTAL - XIII		213,124.01	-	-	-	213,124.01	-	21,312.00	191,812.01
ELECTRIC INSTALLATION	0.15	449,069.12	1-Apr-2021	31-Mar-22	-	449,069.12	364	67,360.00	381,709.12
TOTAL - XIV		449,069.12	-	-	0.00	449,069.12	-	67,360.00	381,709.12
FINGER PRINT READER	0.15	3,955.63	1-Apr-2021	31-Mar-22	-	3,955.63	364	593.00	3,362.63
TOTAL - XV		3,955.63	-	-	0.00	3,955.63	-	593.00	3,362.63
FIRE FIGHTING EQUIPMENTS	0.15	3,466,952.65	1-Apr-2021	31-Mar-22	-	3,466,952.65	364	520,043.00	2,946,909.65
TOTAL - XVI		3,466,952.65	-	-	0.00	3,466,952.65	-	520,043.00	2,946,909.65
FIRE EXTINGUISHER	0.15	97,775.00	1-Apr-2021	31-Mar-22	-	97,775.00	364	14,666.00	83,109.00
TOTAL - XVII		97,775.00	-	-	0.00	97,775.00	0	-	83,109.00
FURNITURE & FIXTURE	0.10	3,183,327.72	1-Apr-2021	31-Mar-22	-	3,183,327.72	364	318,333.00	2,864,994.72
			10-Sep-2021	31-Mar-22	42,480.00	42,480.00	202	4,248.00	38,232.00
TOTAL - XVIII		3,183,327.72	-	-	42,480.00	3,225,807.72	-	322,581.00	2,903,226.72
FURNITURE & FIXTURE(S LAKE)	0.10	178,175.67	1-Apr-2021	31-Mar-22	-	178,175.67	364	17,818.00	160,357.67
TOTAL - XIX		178,175.67	-	-	-	178,175.67	-	17,818.00	160,357.67
LABORATORY EQUIPMENT	0.15	2,877,332.71	1-Apr-2021	31-Mar-22	-	2,877,332.71	364	431,600.00	2,445,732.71
			31-Mar-2022	31-Mar-22	3,210.00	3,210.00	0	241.00	2,989.00
			-	-	-	-	0	-	-




B.P. PODDAR INST. OF MGMT & TECH
1-Apr-2021 to 31-Mar-2022

PARTICULARS	RATE OF DEP.	DATE OF ADDITION		OPENING BALANCE	Addition / Sale	Total	No. of Days	Depreciation	Closing Balance
		FROM	TO						
TOTAL - XIX		-	-	2,877,332.71	3210.00	2,880,542.71	-	431,841.00	2,448,701.71
LAND		1-Apr-2021	31-Mar-22	10,825,669.60	-	10,825,669.60	-	-	10,825,669.60
TOTAL - XX		-	-	10,825,669.60	0.00	10,825,669.60	-	-	10,825,669.60
LAP TOP	0.40	1-Apr-2021	31-Mar-22	43,388.58		43,388.58	364	17,355.00	26,033.58
		24-Sep-2021	31-Mar-22		39,890.00	39,890.00	188	15,956.00	23,934.00
		16-Nov-2021	31-Mar-22		41,500.00	41,500.00	135	8,300.00	33,200.00
TOTAL - XXI		-	-	43,388.58	81,390.00	124,778.58	-	41,611.00	83,167.58
LCD PROJECTOR	0.15	1-Apr-2021	31-Mar-22	490,835.19	-	490,835.19	364	73,625.00	417,210.19
TOTAL - XXII		-	-	490,835.19	0.00	490,835.19	-	73,625.00	417,210.19
LIBRARY BOOKS	0.4	1-Apr-2021	31-Mar-22	569,205.73		569,205.73	364	227,682.00	341,523.73
		31-Mar-2022	31-Mar-22		273,066.00	273,066.00	0	-	273,066.00
						-	0	-	-
						-	0	-	-
TOTAL - XXIII		-	-	569,205.73	273,066.00	842,271.73	-	227,682.00	614,589.73
LIBRARY BOOKS (SALT LAKE)	0.4	1-Apr-2021	31-Mar-22	299,148.51	-	299,148.51	364	119,659.00	179,489.51
		31-Mar-2022	31-Mar-22		47,598.00	47,598.00	-	-	47,598.00
						-	-	-	-
TOTAL - XXIV		-	-	299,148.51	47,598.00	346,746.51	-	119,659.00	227,087.51
LIFT	0.15	1-Apr-2021	31-Mar-22	127,326.11	-	127,326.11	364	19,099.00	108,227.11
TOTAL - XXV		-	-	127,326.11	-	127,326.11	-	19,099.00	108,227.11
MICRO WAVE OVEN	0.15	1-Apr-2021	31-Mar-22	1,867.07	-	1,867.07	365	280.00	1,587.07
TOTAL - XXVI		-	-	1,867.07	0.00	1,867.07	-	280.00	1,587.07
MOBILE	0.15	1-Apr-2021	31-Mar-22	57,093.20	-	57,093.20	364	8,564.00	48,529.20



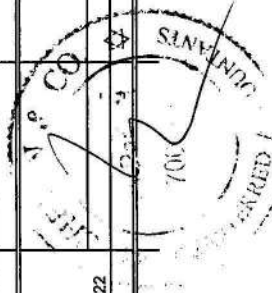
B.P. PODDAR INST. OF MGMT. & TECH
1-Apr-2021 to 31-Mar-2022

PARTICULARS	RATE OF DEP.	OPENING BALANCE	DATE OF ADDITION		Addition / Sale	Total	No. of Days	Depreciation	Closing Balance
			FROM	TO					
TOTAL - XXVII	0.15		25-Jul-2021	31-Mar-22	8,999.00	8,999.00	249	1,350.00	7,649.00
					-	-	0	-	-
					-	-	0	-	-
		57,093.20	-	-	8,999.00	66,092.20	-	9,914.00	56,178.20
MOBILE SALT LAKE	0.15		1-Apr-2021	31-Mar-22	-	6,526.75	364	979.00	5,547.75
		6,526.75			-	-	0	-	-
					-	-	-	-	-
		6,526.75	-	-	0.00	6,526.75	-	979.00	5,547.75
MOBILE PHONE TRAINER	0.15		1-Apr-2021	31-Mar-22	-	7,653.70	364	1,148.00	6,505.70
		7,653.70			-	-	-	-	-
					-	-	-	-	-
		7,653.70	-	-	0.00	7,653.70	-	1,148.00	6,505.70
MOTOR CAR	0.15		1-Apr-2021	31-Mar-22	-	4,383.23	364	657.00	3,726.23
		4,383.23			-	-	-	-	-
					-	-	-	-	-
		4,383.23	-	-	-	4,383.23	-	657.00	3,726.23
MUSIC SYSTEM	0.15		1-Apr-2021	31-Mar-22	-	58,050.00	364	8,708.00	49,342.00
		58,050.00			-	-	-	-	-
					-	-	-	-	-
		58,050.00	-	-	-	58,050.00	-	8,708.00	49,342.00
Note Counting Machine	0.15		1-Apr-2021	31-Mar-22	-	4,319.00	364	648.00	3,671.00
		4,319.00			-	-	-	-	-
					-	-	-	-	-
		4,319.00	-	-	-	4,319.00	-	648.00	3,671.00
OFFICE EQUIPMENT	0.15		1-Apr-2021	31-Mar-22	-	469,306.83	364	70,396.00	398,910.83
		469,306.83	16-Apr-2021	31-Mar-22	3,150.00	3,150.00	349	473.00	2,677.00
			11-Mar-2022	31-Mar-22	1,560.00	1,560.00	20	117.00	1,443.00
		469,306.83			4,710.00	474,016.83	-	70,986.00	403,030.83
OFFICE EQUIPMENT SALT LAKE	0.15		1-Apr-2021	31-Mar-22	-	45,703.05	364	6,855.00	38,848.05
		45,703.05	31-Mar-2022	31-Mar-22	2,301.00	2,301.00	0	173.00	2,128.00
					-	-	0	-	-
					-	-	0	-	-


 CHARTER

B.P.PODDAR INST. OF MGMT & TECH
1-Apr-2021 to 31-Mar-2022

PARTICULARS	RATE OF DEP.	OPENING BALANCE	DATE OF ADDITION		Addition / Sale	Total	No. of Days	Depreciation	Closing Balance
			FROM	TO					
TOTAL - XXXIII		45,703.05	-	-	2,301.00	48,004.05	-	7,029.00	40,975.05
PRINTER & SCANNER	0.15	137,914.27	1-Apr-2021	31-Mar-22	-	137,914.27	364	20,687.00	117,227.27
TOTAL - XXXIV		137,914.27	-	-	-	137,914.27	-	20,687.00	117,227.27
PRINTER & SCANNER (SALT LAKE)	0.15	8,708.61	1-Apr-2021	31-Mar-22	-	8,708.61	364	1,306.00	7,402.61
TOTAL - XXXV		8,708.61	-	-	-	8,708.61	-	1,306.00	7,402.61
PROJECTOR	0.15	179,528.11	1-Apr-2021	31-Mar-22	-	179,528.11	364	26,929.00	152,599.11
TOTAL - XXXVI		179,528.11	-	-	-	179,528.11	-	26,929.00	152,599.11
PROJECTOR - SALT LAKE	0.15	54,002.00	1-Apr-2021	31-Mar-22	-	54,002.00	364	8,100.00	45,902.00
TOTAL - XXXVII		54,002.00	-	-	-	54,002.00	-	8,100.00	45,902.00
REFRIGERATOR	0.15	8,168.00	1-Apr-2021	31-Mar-22	-	8,168.00	364	1,225.00	6,943.00
TOTAL - XXXVIII		8,168.00	-	-	-	8,168.00	-	1,225.00	6,943.00
SOLAR POWER SYSTEM	0.4	3,118.00	1-Apr-2021	31-Mar-22	-	3,118.00	364	1,247.00	1,871.00
TOTAL - XXXVII		3,118.00	-	-	-	3,118.00	-	1,247.00	1,871.00
SOFTWARE KIT	0.40	4,187.68	1-Apr-2021	31-Mar-22	-	4,187.68	364	1,675.00	2,512.68
TOTAL - XXXVIII		4,187.68	-	-	-	4,187.68	-	1,675.00	2,512.68
SPORTS EQUIPMENTS	0.15	7,945.97	1-Apr-2021	31-Mar-22	-	7,945.97	364	1,192.00	6,753.97
TOTAL - XXXIX		7,945.97	-	-	-	7,945.97	-	1,192.00	6,753.97
SPORTS EQUIPMENTS S.L	0.15	7,843.88	1-Apr-2021	31-Mar-22	-	7,843.88	364	1,177.00	6,666.88
TOTAL - XXXX		7,843.88	-	-	-	7,843.88	-	1,177.00	6,666.88



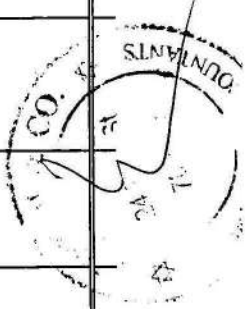
B.P. PODDAR INST. OF MGMT. & TECH
1-Apr-2021 to 31-Mar-2022

PARTICULARS	RATE OF DEP.	OPENING BALANCE	DATE OF ADDITION		Addition / Sale	Total	No. of Days	Depreciation	Closing Balance
			FROM	TO					
Submersible Pump	0.15	73,119.79	1-Apr-2021	31-Mar-22	-	73,119.79	364	10,968.00	62,151.79
TOTAL - XXXXI		73,119.79				73,119.79		10,968.00	62,151.79
TELEVISION	0.15	144,243.73	1-Apr-2021	31-Mar-22	-	144,243.73	364	21,637.00	122,606.73
TOTAL - XXXXII		144,243.73			-	144,243.73		21,637.00	122,606.73
WATER COOLER & PURIFIER	0.15	150,076.11	1-Apr-2021	31-Mar-22	-	150,076.11	364	22,511.00	127,565.11
TOTAL - XXXXIII		150,076.11			-	150,076.11		22,511.00	127,565.11
WATER PUMP (SALT LAKE)	0.15	1,317.65	1-Apr-2021	31-Mar-22	-	1,317.65	364	198.00	1,119.65
TOTAL - XXXXIV		1,317.65			-	1,317.65		198.00	1,119.65
WATER COOLER & PURIFIER S.L.	0.15	19,510.76	1-Apr-2021	31-Mar-22	-	19,510.76	364	2,927.00	16,583.76
TOTAL - XXXXV		19,510.76			-	19,510.76		2,927.00	16,583.76
WATER PUMP	0.15	2,843.76	1-Apr-2021	31-Mar-22	-	2,843.76	364	427.00	2,416.76
TOTAL - XXXXVI		2,843.76			-	2,843.76		427.00	2,416.76
WORKSHOP EQUIPMENTS	0.15	56,010.32	1-Apr-2021	31-Mar-22	-	56,010.32	364	8,402.00	47,608.32
TOTAL - XXXXVII		56,010.32			-	56,010.32		8,402.00	47,608.32
XEROX MACHINE	0.15	61,512.70	1-Apr-2021	31-Mar-22	-	61,512.70	364	9,227.00	52,285.70
TOTAL - XXXXVIII		61,512.70			-	61,512.70		9,227.00	52,285.70
XEROX MACHINE (SALT LAKE)		9,961.23	1-Apr-2021	31-Mar-22	-	9,961.23	364	1,494.00	8,467.23
TOTAL - XXXXIX		9,961.23			2,500.00	2,500.00	0	188.00	2,312.00




B.P.PODDAR INST. OF MGMT. & TECH
1-Apr-2021 to 31-Mar-2022

PARTICULARS	RATE OF DEP.	OPENING BALANCE	DATE OF ADDITION		Addition / Sale	Total	No. of Days	Depreciation	Closing Balance
			FROM	TO					
TOTAL - XXXXVIII		9,961.23			2,500.00	12,461.23		1,582.00	10,779.23
E JOURNAL	0.40	729,949.12	1-Apr-2021	31-Mar-22	-	729,949.12	364	291,980.00	437,969.12
			31-Mar-2022	31-Mar-22	295,576.00	295,576.00	0	59,115.00	236,461.00
							0	-	-
							0	-	-
TOTAL - XXXIX		729,949.12			295,576.00	1,025,525.12	-	351,095.00	674,430.12
Motor Pump VIP	0.15	35,993.00	1-Apr-2021	31-Mar-22	-	35,993.00	364	5,399.00	30,594.00
TOTAL - XXXXVIII		35,993.00			-	35,993.00		5,399.00	30,593.00
UPS System	0.15	76,846.80	1-Apr-2021	31-Mar-22		76,846.80	364	11,527.00	65,319.80
							0	-	-
								-	-
								-	-
TOTAL - XXXXVIII		76,846.80			-	76,846.80		11,527.00	65,318.80
WEB Camera	0.15	53,197.00	1-Apr-2021	31-Mar-22		53,197.00	364	7,980.00	45,217.00
TOTAL - XXXXVIII		53,197.00			-	53,197.00		7,980.00	45,216.00
Xerox Machine -Park Street	0.15	29,753.00	1-Apr-2021	31-Mar-22		29,753.00	364	4,463.00	25,290.00
TOTAL - XXXXVIII		29,753.00			-	29,753.00		4,463.00	25,289.00
40 KVA DG SET S. LAKE	0.15	397,036.55	1-Apr-2021	31-Mar-22		397,036.55	364	59,555.48	337,481.07
TOTAL - XXXIX		397,036.55			-	397,036.55		59,555.48	337,480.07
INVERTER CITY OFFICE	0.15	44,199.00	1-Apr-2021	31-Mar-22		44,199.00	364	6,629.85	37,569.15
TOTAL - XXXIX		44,199.00			-	44,199.00		6,629.85	37,568.15
GRAND TOTAL OF FIXED ASSETS - (A) (I - XXXXVIII)		49,526,989.71			1,823,314.00	51,350,303.71		6,621,355.33	44,728,943.38
WORK IN PROGRESS									
CAPITAL W-I-P -UNDISTRIBUTED LAP TOP									
CAPITAL W-I-P -FIRE-FIGHTING									
GRAND TOTAL OF W-I-P (B)									



B.P.PODDAR INST. OF MGMT & TECH
1-Apr-2021 to 31-Mar-2022

PARTICULARS	RATE OF DEP.	OPENING BALANCE	DATE OF ADDITION		Addition / Sale	Total	No. of Days	Depreciation	Closing Balance
			FROM	TO					
GROSS TOTAL (A + B)		49,526,989.71			1,823,314.00	51,350,303.71		6,621,355.33	44,728,943.38



CHETAN & CO

CHARTERED ACCOUNTANTS

PARK CENTRE(2nd Floor) 24 Park Street, Kolkata - 700 016

Phone: (033) 4601 2507 E-mail : chetanco@hotmail.com

FORM No. 10B

[See rule 16CC and 17]

Audit report under clause (b) tenth proviso to clause (23C) of section 10 and sub-clause (ii) of clause (b) of sub-section (1) of section 12A of the income-tax act 1961 in the case of trust

We have examined the balance sheet of M/s B.P. PODDAR FOUNDATION FOR EDUCATION [hereinafter referred as the "Trust"] PAN-AAATB5418M as at 31/03/2023 and the Income and Expenditure account for the year ended on that date are in agreement with the books of account maintained by the said Trust.

We have obtained all the information and explanations to the best of our knowledge and belief which are necessary for the purposes of the audit.

In our opinion, proper books of account have been maintained at the head office audited by us and the Kashi Unit of the above named Trust not visited by us and audited by other auditors, so far as it appears from our examination of the books, and proper returns and reports are adequate for the purpose of audit have been received from Kashi Unit not visited by us, at the address mentioned at serial number 14 of the Annexure:

In our opinion and to the best of our information and according to explanations given to us, the particulars given in the Annexure are true and correct subject to following observations or qualifications—

- Our examination of Form No.10B was made in accordance with the generally accepted auditing standards. Accordingly, due to voluminous nature of the transactions, we have applied test checks where ever applicable based on materiality.
- Audit Report along with Annexure Form No. 10B includes Audited Balance Sheet, Income & Expenditure and Form 10B of Kashi unit audited by Other Auditor furnished to us for verification purposes.
- We have relied on the certificate of the management for the books of accounts maintained by the trust and have examined only such books and records as were necessary for enabling us to certify the particulars required to be furnished under rule 17AA of the Income Tax Act 1961.
- In Serial Number 31(x) of the Annexure, we have verified the provision of Section 40A regarding the deduction of tax at source and regarding the payment thereof to the credit of Central Government in accordance with the Auditing Standard commonly accepted in India, which include test checks and concept of Materiality. There were non-compliances based on such audit procedure.
- In Serial Number 41 of the Annexure, we have relied on the details of specified person as referred to in sub-section (3) of section 13. Further no information has been received for reporting purposes of relatives details as per above section except for information as reported under Serial Number 41 of the Annexure.
- In Serial number 49 of the Annexure, we have verified the compliance with the provisions of Chapter XVII-B of the Income-tax Act, 1961 (the Act) relating to the deduction of tax at source and the payment thereof to the credit of the Central Government in accordance with the prevalent Auditing Standards, which contemplate, inter alia, reliance on tests checks and the concept of materiality.

Considering the volume of transactions and information involved, the verification of the particulars given under this serial number 49 is based on the broad review of the procedures followed for ensuring compliances, review of Internal checks, internal control, test check of transactions and facts thereof.

The particulars are furnished by the management on which we have relied for completeness or accuracy.



Subject to the above, In our opinion and to the best of our information, and according to information given to us, the said accounts give a true and fair view—


- i. In the case of the balance sheet, of the state of affairs of the above named trust as on 31/03/2023 ;and
- ii. In the case of the Income and Expenditure account, of the income and application of its accounting year ending on 31/03/2023.

Subject to following observations or qualifications:

- a) Note No. G 'Loans & Advances' include Advance for Land at Rajarhat amounting of INR 57 Lacs and Note No. I 'Deposit' include balance of INR 3 Lacs, which have not been confirmed as on March 31st, 2023. Hence, we are unable to comment on its consequential impact upon receipt of such confirmation/Reconciliation, if any;

The prescribed particulars are annexed hereto.

For Chetan & Co.
Chartered Accountants
Firm's Registration No. 321151E


Malaya Ray Chaudhuri
Partner
Membership No. 053201
UDIN: 23053201BGZHQZ8253

Place: Kolkata
Date: 30th October, 2023



B.P. Poddar Foundation for Education
BALANCE SHEET AS AT 31ST MARCH 2023

LIABILITIES	NOTE	Amount(Rs.)	ASSETS	NOTE	Amount(Rs.)	Amount(Rs.)
TRUST FUND			FIXED ASSETS			
GENERAL FUND			AS PER SCHEDULE			
BALANCE AS PER LAST ACCOUNT	"K"	244,052,630.59	i) GROSS BLOCK	"A"	165,246,227.02	152,814,951
Add: Donation Received(Corpus)		-	ii) LESS : DEPRECIATION		12,431,276.04	
Add: EXCESS OF INCOME OVER EXPENDITURE		(26,864,844.51)	iii) NET BLOCK			
		217,187,786.08	iv) CAPITAL WORK-IN-PROGRESS			22,500,000.00
CURRENT LIABILITIES & PROVISIONS			CURRENT ASSETS			
OTHER LIABILITIES	"L"	85,547,538.37	CASH IN HAND	"B"	2,156,334.73	
ADVANCE AGAINST FEES	"M"	93,941,455.83	CASH-AT-BANK			
			IN SAVINGS ACCOUNTS	"C"	28,572,270.82	
			IN CURRENT ACCOUNTS	"D"	52,967,222.55	
			IN FIXED DEPOSIT ACCOUNTS	"E"	27,028,318.00	110,724,146
			LOANS & ADVANCES			
			LOAN TO OTHER	"F"		
			ADVANCE RECOVERABLE IN CASH OR IN KIND FOR VALUE TO BE RECOVERED	"G"	65,156,102.78	
			INTEREST RECEIVABLE	"H"	196,115.97	
			DEPOSITS	"I"	2,957,223.00	68,309,442
			OTHER RECEIVABLE	"J"		42,328,241
TOTAL-			TOTAL-			396,676,780

SIGNIFICANT ACCOUNTING POLICIES & NOTES

ON ACCOUNTS - SCHEDULE

FOR CHETAN & CO. AS PER OUR REPORT

CHARTERED ACCOUNTANTS

Chartered Accountant No. 700016


Malaya Ray Chaudhuri

PARTNER

MEMBERSHIP NO-053201

Kolkata

Date: 30 OCT 2023



TRUSTEE

TRUSTEE

For B.P. Poddar Foundation for Education

Ajush Boddar
Trustee

B.P.PODDAR FOUNDATION FOR EDUCATION
INCOME & EXPENDITURE ACCOUNT
FOR THE YEAR ENDED 31ST MARCH 2023

EXPENDITURE	NOTE	Amount(Rs.)	INCOME	NOTE	Amount(Rs.)	Amount(Rs.)
TO SALARY & OTHER ALLOWANCE	<u>Q</u>	137,922,511.00	<u>FEES RECEIVED</u>	<u>N</u>		
CONTR. TO PROVIDENT & OTHER FUNDS	<u>R</u>	6,820,380.00	ADMISSION TUITION		3,742,500.00	
STAFF WELFARE	<u>S</u>	1,690,696.00	DEVELOPMENT FEE		203,858,171.00	
RENT ACCOUNT	<u>I</u>	4,644,318.00	LIBRARY BOOK BANK		2,724,000.00	
			REGISTRATION FEES		3,402,500.00	213,853,171.00
AUDIT FEES	<u>U</u>	125,000.00	<u>INTEREST</u>	<u>O</u>	126,000.00	
DEPRECIATION	<u>V</u>	12,431,276.04	BANK & OTHERS			1,568,317.20
MISCELLANEOUS EXPENSES	<u>W</u>	85,356,972.98	<u>MISCELLANEOUS RECEIPTS</u>	<u>P</u>		6,704,821.31
EXCESS OF INCOME OVER EXPENDITURE-		(26,864,844.51)				
TOTAL :-		222,126,309.51	TOTAL:-			222,126,309.51

SIGNIFICANT ACCOUNTING POLICIES & NOTES AS PER REPORT ON EVEN DATE ATTACHED

OF ACCOUNTS - **SCHEDULE "X" REPORT ON**

THIS DATE ANNEXED

FOR CHETAN & CO.

CHARTERED ACCOUNTANTS

Firm Regd No. 32115E

Malaya Ray Chaudhuri
 PARTNER
 MEMBERSHIP NO-053201


KOLKATA
 Date: **30 OCT 2023**

TRUSTEE

TRUSTEE

For B.P. Poddar Foundation for Education

Agarwal
 Trustee



Refer i. 1 of Annexure of Form No.10B

B.P.PODDAR FOUNDATION FOR EDUCATION

PAN- AAATB5418M

Computation of Income for the previous year relevant to
Asst. Year 2023-2024 applied to Charitable Purpose

	Rs.	Rs.	Rs.
Gross Receipts as per Income & Expenditure A/c on 31.03.2023			222,126,309.51 ✓
<u>Less:</u>			
Application as per Income & Expenditure A/c	248,991,154.02		
Less : Depreciation	12,431,276.04		
Less : Interest on TDS	-		
Less: Provision for Municipal Tax	-		
	<u>236,559,877.98</u>		
Add:Capital Expenditure as per Note "A" (except Capital Work in Progress-Refer Note 'A') Capital Work in Progress as per Schedule "A" Annexed to Balance Sheet	3,108,915.00	3,108,915.00	239,668,792.98 ✓
Surplus/Deficit			<u><u>(17,542,483.47)</u></u>
Lower of 15% of Gross Income i.e Rs 220,540,735.51 i.e Rs. 33,081,110.33			<u>(17,542,483.47)</u>
			<u><u>NIL</u></u>

Income Tax
Less: TDS:
Refundable

NIL
214,635.94
214,635.94



For B.P. Poddar Foundation for Education

Arush Boddie
Trustee

B.P Poddar Foundation for Education	
CURRENT ASSETS & LOAN ADVANCES	Amount(Rs.)
CASH AT BANK & OTHERS INVESTMENT	
NOTE- "B"	
CASH- IN- HAND	201,697.20
INSTITUTE (VIP)	1,797,678.10
INSTITUTE (SALT LAKE)	156,960.00
	2,156,335.30
NOTE- "C"	
CASH AT BANK	
SAVINGS	
CENTRAL BANK OF INDIA-SAVINGS A/C	17,742,168.29
THE FEDERAL BANK- SAVINGS A/C	10,637,945.20
INDIAN OVERSEAS BANK	192,157.33
	28,572,270.82
NOTE- "D"	
CURRENT ACCOUNT	
BANK OF BARODA (TEGHARIA)	1,407,534.39
BANK OF BARODA (SALT LAKE)	4,076,724.23
CENTRAL BANK OF INDIA -CURRENT A/C	5,685,269.22
CENTRAL BANK OF INDIA-C A/C SCI	29,697.50
INDIAN OVERSEAS BANK	276,528.77
HDFC BANK -A/C NO. 0822	28,863,977.00
PUNJAB NATIONAL BANK-KASHI FEES A/C	6,320,696.55
PUNJAB NATIONAL BANK-UNIT OF DPS	482,971.82
HDFC Current Account 5020053256649	10,381.23
HDFC Savings Account No. 50100386414560	2,693,061.25
THE FEDERAL BANK	3,120,380.59
SBI BANK-DPS	-
	52,967,222.55
NOTE- "E"	
FIXED DEPOSIT-DPS	
FIXED DEPOSITS	
	591,318.00
	26,437,000.00
	-
	27,028,318.00

B.P Poddar Foundation for Education	
	Amount(Rs.)
NOTE- "F"	
LOAN TO OTHER	
GEMINI DEALCOMM PVT LTD	-
	-
NOTE- "G"	
LOANS & ADVANCES (ASSETS)	
ADVANCE FOR LAND (CHARISWAR)	18,844,683.00
ADVANCE FOR LAND (RAJARHAT)	5,700,000.00
OSST-17-18	16,000.00
APARNA GHOSH	101,950.00
DELNET	13,570.00
DST RESERCH PROJECT(SANDEEP GHOSH)	14,295.04
EXPENSES FOR DPS,KASHI	10,853,658.00
GRANT-MODRO-EE-DEPT.	313,925.00
INDIAN INSTITUTE OF MANAGEMENT BANGALORE	1,740.00
LIABILITY FOR EXPENSES -S.LAKE	43,010.00
NON CET EXAMINATION FEES -S LAKE	9,000.00
RAIMATA IMPEX PVT. LTD.	490.00
SURENDRA SHARMA	400,000.00
UDCSR-ESA BOSE	23,791.00
UNIVERSITY DEVELOPMENT FEE	823,900.00
UNIVERSITY DEVELOPMENT FEE - S. LAKE	37,250.00
NBA WORK	(482.00)
ADVANCE AGAINST SALARY (INST.)	30,000.00
ADVANCE TO PURNACHAND DAS	65,000.00
B.P.P.F.E.DPS,KASHI	75,248,516.00
B.P.PODDAR FOUNDATION FOR EDUCATION	-
B P Poddar Institute of MGT. & TECH	(66,098,974.63)
GREEN EARTH TECHNOLOGIES	376,532.00
INCOME TAX DEMAND	3,150,822.00
INCOME TAX DEMAND(A.Y.2009-10)	4,471,322.00
INDUSTRIAL TRAINING PROGRAM	72,063.00
MISC. INCOME RECEIVABLE	(1.00)
NSS CELL (SFU)-BPPIMT	66,532.00
PRACTICK BISWAS (H.O)	1,000.00
PREPAID EXPENSES	130,289.00
PRIORITIES SOLUTIONS	500.00
DPS KASHI VARANASI	-
PUJA ADVANCE	145,600.00
RAM KUMAR MONDAL	13,000.00
SAYON PROCESS	63,834.00
INCOME TAX DEMAND (A.Y. 2009-10)	10,000.00
TDS ASSETS	2,903,703.29
AYUSH Poddar	5,000,000.00
CLOSING STOCK	67,815.04
STAFF EXPENSES ADVANCE	2,728.00
SEMESTER FEES RECEIVABLE	21,619,774.04
ASHOK SINGH (ROAD EXPENSES & OTHER)	30,000.00
ASSISTANT SECRETARY (ACCTS.)DDO CBSE, ALLAHABAD	31,042.00
AWADHESH SINGH (OLD PGT TEACHER)	4,050.00
BINEET KUMAR SINGH (ADVANCE EXPENSES)	20,000.00
C D F LUCKNOW	18,000.00
MACT ADJ COURT VARANASI	386,607.00
RAHUL SHUKLA (MARKETING)	47,258.00
RAJEEV KUMAR RAJ (MARKETING)	(44,541.00)
RAJEEV KUMAR (EXPENSES ADVANCE)	30,000.00
RAGISTRAR GENERAL HIGH COURT ALLAHABAD	25,000.00
SECURITY DEPOSITS WITH BSNL FIBER-BB-SAC-998412	1,999.00
SECURITY WITH SUMAN GAS	9,000.00
SUSPENSE/ADVANCE CASH PAYMENTS FOR GENERAL EXPENSES	60,853.00
TOTAL	65,156,102.78



NOTE- "H"**INTEREST RECEIVABLE**

INTEREST ACCRUED CESC/WBSEDCO LTD
Accured Interest on Fixed Deposit

NOTE- "I"**DEPOSIT**

DEPOSIT AGAINST TELEPHONE
DEPOSIT (A.PAUL)
DEPOSIT (ASHUTOSH PAUL)
Deposit CESC
DEPOSIT (VSNL)
DEPOSIT WITH WBSEB
SECURITY DEPOSIT(AIRTEL)
SECURITY DEPOSIT (BHARAT ELEC.SERVICE)
SECURITY DEPOSIT (CESC)
Security Deposit(Telephone)
SECURITY DEPOSIT (W.B.S.E.D.CO.LTD)
SECURITY DEPOSIT (CESC)
SECURITY DEPOSIT (ENGINEER SR. SATIONS)
Security Deposit (New Alipore Flat)

NOTE- "J"**OTHER RECEIVABLE**

ELECTRICITY CHARGES RECEIVABLE
MAKOUT -SWC
PRIORITEE
TAPAS YADAV
SUSHMITA ROY -S.L
ABDUL MATIN
ADHIR CHANDRA CHOWDHURY
DEECE ELECTROSYSTEMS PVT. LTD
MAX SERVICES
MEERA ENTERPRISE
PATHAK ENTERPRISE
SPB ENGINEERS (INDIA)
ADV. AGAINST ADMISSION 21-22
ADV. AGAINST ADMISSION B TECH
APPLIED FOR TC
BAD & DOUBTFUL DEBTS
DAY SCHOLARS FOR 21-22
DAY SCHOLARS FOR 22-23
DAY SCHOLARS FOR 23-24
FEE DEFAULTERS FOR SESSION 2020-21
HOSTELLER'S FOR SESSION 21-22
LEFT WITHOUT NOTICE
LIKELY TO BE BAD DEBT
NON REPORTING & WITHDRAW ADMISSION-22-23
OPENING DEBTORS SUSUPENSE
01 ADV. AGAINST FEES , BBA (BA)
23RD ADV AGAINST FEES BBA
23RD BATCH ADV. AGAINST FEES BCA
ADV.AGAINST FEES,13TH BATCH,MCA
ADV. AGAINST FEES,14TH BATCH,CSE
ADV. AGAINST FEES ,15TH BATCH, CSE
ADV. AGAINST FEES, 15TH BATCH, ECE,
ADV. AGAINST FEES,15TH BATCH , EE
ADV. AGAINST FEES, 15TH BATCH, IT
ADV.AGAINST FEES, 15TH BATCH MCA
ADV. AGAINST FEES 16TH BATCH, BBA
ADV. AGAINST FEES 16TH BATCH ,BCA
ADV. AGAINST FEES 16TH BATCH, CSE
ADV. AGAINST FEES 16TH BATCH,ECE
ADV. AGAINST FEES 16TH BATCH ,EE
ADV. AGAINST FEES 16TH BATCH, IT
ADV.AGAINST FEES 17TH BATCH, BBA
ADV.AGAINST FEES,17TH BATCH BCA
ADV.AGAINST FEES,17TH BATCH, CSE
ADV.AGAINST FEES 17TH BATCH ECE
ADV.AGAINST FEES,17TH BATCH,EE
ADV AGAINST FEES 17TH BATCH IT
ADV. AGAINST FEES 17TH BATCH MCA
ADV.AGAINST FEES,18TH BATCH BBA
ADV.AGAINST FEES,18TH BATCH-BCA
ADV.AGAINST FEES , 18TH BATCH, CSE
ADV.AGAINST FEES,18TH BATCH,ECE
ADV AGAINST FEES, 18TH BATCH,EE
ADV.AGAINST FEES, 18TH BATCH,IT
ADV. AGAINST FEES 18TH BATCH , MCA
ADV AGAINST FEES 19TH BATCH BBA
ADV AGAINST FEES 19TH BATCH BCA
Adv.Against Fees 19th Batch, MCA
ADV.AGAINST FEES 20TH BATCH CSE

Amount(Rs.)

92,277.79

103,838.18

196,115.97

34,025.00

108,000.00

577,000.00

28,340.00

30,000.00

279,600.00

4,995.00

1,800.00

122,500.00

16,003.00

1,540,060.00

144,900.00

10,000.00

60,000.00

2,957,223.00

101,688.00

765,125.00

(53,595.00)

20,209.00

10,000.00

900.00

13,212.00

413.00

9,883.00

84,002.00

7,588.00

19,063.00

517,200.00

38,800.00

5,818.15

584,100.00

63,649.00

(2,593.00)

(923,006.00)

421,620.00

14,447.72

51,500.00

1,370,508.00

12,200.00

92,200.00

10,000.00

10,000.00

9,000.00

125,000.00

10,020.00

38,660.00

122,910.00

315,125.00

152,500.00

97,220.00

398,400.00

341,400.00

335,285.00

974,930.00

360,250.00

172,500.00

303,980.00

226,680.00

570,790.00

659,820.00

441,655.00

252,920.00

100,000.00

756,420.00

908,500.00

840,360.00

1,145,580.00

454,111.00

735,550.00

288,200.00

2,621,140.00


1,847,780.00

105,000.00

771,874.98



ADV.AGAINST FEES 20TH BATCH ECE	980,470.00
ADV.AGAINST FEES 20th Batch EE	205,080.00
ADV.AGAINST FEES 20TH BATCH IT	368,020.00
ADV. AGAINST FEES 20TH BATCH , MCA	278,400.00
Adv Against Fees 21 Batch BCA	503,290.50
ADV. AGAINST FEES 21 BATCH, MCA	124,640.00
Adv. - Against Fees 21 St Batch BBA	368,550.00
ADV.AGAINST FEES 21TH BATCH, CSE	1,333,928.82
ADV. AGAINST FEES 21TH BATCH ECE	1,484,076.46
ADV. AGAINST FEES 21TH BATCH EE	58,925.00
Adv. Against Fees 21th Batch IT	482,140.00
Adv. Against Fees 22 Batch , BBA	136,700.00
ADV. AGAINST FEES 22 BATCH ,BCA	155,850.00
ADV. AGAINST FEES 22ND BATCH, CSE	836,470.00
Adv. Against Fees 22nd Batch , ECE	1,273,830.00
Adv. Against Fees 22nd Batch , EE	272,950.00
Adv. Against Fees 22nd Batch,IT	640,705.00
Adv. Against Fees 23rd Batch ,CSE	929,060.00
Adv. Against Fees 23rd Batch ,ECE	2,060,694.00
Adv. Against Fees 23rd Batch ,EE	406,880.00
Adv. Against Fees 23 Rd Batch, IT	630,720.00
ADV. AGAINST FEES 24TH BATCH , IT	797,400.00
ADV.AGAINST FEES LAT 16TH BATCH CSE	97,300.00
ADV.AGAINST FEES LAT 16TH BATCH ECE	16,750.00
ADV.AGAINST FEES LAT 16TH BATCH EE	58,500.00
Adv. Againt Fees 24th Batch ,ECE	149,000.00
Adv. Aginst Fees 24th Batch ,CSE	625,000.00
Advance Against Fees 16th Batch MCA	358,760.00
ADVANCE AGAINST FEES 19TH BATCH CSE	1,230,730.00
Advance Against Fees,19th Batch,Ece	1,304,208.82
ADVANCE AGAINST FEES 19TH BATCH EE.	547,110.00
ADVANCE AGAINST FEES,19TH BATCH ,IT	1,044,650.00
ADVANCE AGAINST FEES 20TH BATCH ,BBA	1,768,420.00
ADVANCE AGAINST FEES 20TH BATCH ,BCA	1,070,540.00
	42,328,241.45
LIABILITIES	
NOTE-"K"	
FUND A/C	
BALANCE AS PER LAST ACCOUNT	244,052,631
ADD:CORPUS DONATION RECEIVED	
ADD: EXCESS OF INCOME OVER EXPENDITURE	(26,864,844.51)
	217,187,786.08



B.P. PODDAR FOUNDATION FOR EDUCATION	
LIABILITIES	Amount(Rs)
NOTE- "L"	
OTHER LIABILITIES	
CBSE BOARD REGISTRATION FEES	5,400.00
EXAMINATION FEES	17,150.00
STUDENT FEES	10,125,356.68
ESIC PAYABLE	9,167.00
HOSTEL WELFARE FUND	130,643.00
CHETAN & CO.	91,525.00
NISSAN DEVELOPERS & PROP. PVT. LTD	65,373.00
CONSULTANTS	31,370.00
AAKRITI ENTERPRISES	1,800.00
ADITYA BUILDING MATERIALS	23,374.00
ANIL KUMAR	10,378.00
AVSG INFO SYSTEMS PVT LTD.	62,720.00
BANARAS SCIENCE HOUSE	24,461.00
BHARAT SANCHAR NIGAM	2,406.00
BHAWANI CONCRETE UDYOG	339,640.00
BAJAJ ALLIANZ GENERAL INSURANCE CO. LTD.	(108,471.00)
CENTRAL BOARD OF SECONDARY EDUCATION FOR (CBSE)	125,710.00
CURIOSITY TOWARDS CREATIVITY	58,138.00
EDURBS TECHNOLOGY PVT LTD	13,039.00
EDUCATIONAL ENTERPRISES _GST (FROM 1-APR-2017)	111,880.48
INDIAN REFRIGERATION	25,591.00
JAGRAN PRAKASHAN LTD	(20,000.00)
KALIA SPORTS	1,860.00
KANHAIYA LAL (LEBAOUR CHARGES WATERPROF)	7,774.00
MA GAYATRI BRICK FIELD	1,700.00
M.J.MOTORS	167.00
MOXXIE	5,254.00
NAVEEN HARDWARE AND BUILDING MATERIAL	51,980.00
OM SAI SECURITY	111,570.00
PRATIK PANDEY	7,200.00
PRAGYA PUBLICITY CENTRE	188,205.00
PUNEET AUTOMOBILES PVT. LTD.	1,410.00
RAM KISHOR KUSHWAHA	4,010.00
SAMADHAN	13,615.00
SANGEETA DEVI	9,689.00
SHRIJAN ENTERPRISES	173,119.00
SHREE PARAMHANSH EIT UDHYOG	32,860.00
SINGHAM SECURITY SERVICES	225,834.00
SINGH PAINTES HARDWARE & SANITARY STORES	24,440.00
THE DELHI PUBLIC SCHOOL SOCIETY	1,399,480.00
TWINS DIGITAL GALLERY	6,915.00
VODAFONE IDEA LIMITED	2,526.84
WORKSTATION	22,500.00
OPG TRAVELS	11,200.00
Total A	13,449,980.30

B.P. PODDAR FOUNDATION FOR EDUCATION	
NOTE- "L"	(Amount Rs)
OTHER LIABILITIES(Continue)	
ADV AGAINST FEES, 5TH BATCH,BCA	45,500.00
RELUCTANT	67,100.00
STATUTORY PAYABLE	3,706,004.35
ABIR CHATTERJEE	63,112.00
ANIMA PRINTER	22,037.00
ARDENT COMPUTECH PVT LTD	58,500.00
ASHUTOSH PAUL	2,203,391.00
ASSOCIATED ELECTRICALS & EQUIPMENTS CORPN.	(40,000.00)
AVIJIT MONDAL	45,500.00
E. G. C. GROUP	184,307.00
KAVISH ONLINE SERVICES PVT LTD	3,000.00
KWALITY ENGINEERING WORKS	697.00
LIONEL INDIA LTD.	2,443.00
MAKAUT WB(SPECIAL SUPPLYMENTRT EXAM)	71,764.00
MEGA TRADE CENTRE	2,961.00
NABA DIGANTA WATER MANAGEMENT LTD	4,196.00
PPRPPS EXAM	24,200.00
PRINTEC	3,947.00
RAMDAS MANDOL	3,881.00
RASHMI ADVERTISING	1,631.50
RUBY DAS	24,773.00
TELEPHONE EXP PAYABLE	2,993.00
UNICHEM SUPPLY AGENCY	3,894.00
ADV. AGAINST ADMISSION B TECH LATERAL,	704,100.00
ADV. AGAINST ADMISSION 21-22	4,111,647.65
DST PROJECT (LIPIKA ADHYA)	116,776.80
NEW ADMISSION 2022-23 -SLAT LAKE	300.00
RETAINITION (VIP CAMPUS)	795.00
DELTA ELECTRONICS INDIA PVT. LTD.	156,062.08
EBSCO INTERNATIONAL INC	124,671.00
FEST	500.00
OTIS ELEVATOR COMPANY (INDIA) LTD.	456.22
P.P. ENGINEERING CO.	147,367.20
STAFF ADVANCE	123,062.00
STAFF ADVANCE (SALT LAKE)	34,500.00
APTECH LTD.	22,130.00
NATIONAL ACADEMY OF SKILL DEVELOPEMENT	166,320.00
SUSPENSE	463,165.11
SUSPENSE - NOT UPDATED BY STUDENTS	962,646.68
Carried Forward	13,641,331.57
Brought Forward	13,641,331.57
Total B	13,641,331.57



B.P PODDAR FOUNDATION FOR EDUCATION	
NOTE- "L"	Amount(Rs.)
OTHER LIABILITIES(Continue)	
HDFC LIGHT COMMERCIAL VEHICLE LOAN	1,498,575.39
TDS PAYABLE	213,422.00
EPF PAYABLE	355,880.00
GUPTA AGRAWAL JAIN & CO.	25,000.00
SALARY PAYABLE	736,673.47
LEFT/PASS OUT STUDENTS (CREDITORS)	4,800.00
ABHIRUP DUTTA	10,800.00
ADV AGAINST NEW ADMISSION	10,000.00
ANINDYA SEN	25,200.00
ASSOCIATION OF PROFESSIONAL ACADEMIC INSTS.	780,035.00
AYANTIKA FURNITURE (ANUP BISWAS)	22,275.00
AYUSH PODDAR	146,000.00
BALAJI TOUR AND TRAVELS	13,617.00
CAUTION DEPOSIT	25,353,355.00
CAUTION DEPOSIT-SALT LAKE	2,774,280.00
CONVEYANCE ALLOWANCE PAYABLE	31,900.00
C S I TRAINING PROGRAMME	32,840.00
DEPOSIT-GORABAZAR	10,000.00
DIPANKAR SARKAR _EMPLOYEE (VIP)	29,850.00
DITI DUTTA	10,000.00
D K BOOK POINT	94,500.00
DR.SUBIR CHOUDHURY	477,000.00
EGC FACILITY MANAGEMENT PVT. LTD.	109,887.00
ELECTRICITY CHARGES PAYABLE	452,921.00
EXAMINATION FEES RECEIVED	225,800.00
EXAMINATION FEES RECEIVED (S.LAKE)	10,600.00
EXAMINATION FEES	58,961.00
FEES UNTRACEABLE	710,260.00
GLOBSYN SUMMER TRAINING	800,785.00
HBRP PUBLICATION	60,000.00
HONOURARIUM PAYABLE	168,520.20
IET EXP	30,945.00
KM ENTERPRISE	155,291.00
LIABILITY FOR EXPENSES (22-23)	109.00
LIABILITY FOR EXPENSES (INSTITUTE)	39,679.00
MAKAUT	780,456.92
MAKAUT REGISTRATION & DEVELOPMENT FEE	407,074.00
MAKAUT, WB (PPR / PPS)EXAM S.LAKE	9,000.00
MATRI ENTERPRISE	16,022.00
M.H..M ELECTRONICS	244,137.00
MISC.RECEIPT	1,680.00
MOTOR CAR REPAIR AND MAINTANENCE -PAYABLE	78,128.00
MSK SOLUTIONS	590.00
MUNICIPAL TAX PAYABLE	256,120.00
NARAYAN AGARWAL	127,350.00
NATIONAL INSTITUTE FOR INDUSTRIAL TRAINING	55,000.00
NEW SEEMA	1,000.00
NISSAN DEVELOPERS & PROP. PVT. LTD	39,048.16
ODD-EVEN EXAM (MAKAUT)	56,623.00
PRADHAN MANTI KAUSHAL VIKASH YOJNA	366.00
PRITAM KUMAR GHOSH (STAFF VIP CAMPUS)	35,742.00
RETAINMENT S.LAKE	22,770.00
RETENTION	108,137.50
RETENTION ON PROFESSION	7,020.00
SAMIRAN MANDAL	7,356.00
SAYAN PROCESS	101,244.00
SCHOLARSHIP	99,980.00
SECURITY DEPOSIT -INDUS TOWER	100,500.00
SECURITY DEPOSIT(BHARATI TEL.)	68,500.00
SOFT SKILL TRAINING 2017 BATCH	21,500.00
SOFT SKILL TRAINING 2018 BATCH	75,977.00
SPIE FUND	277,692.40
STUDENT FUND	7,454,981.00
STUDENT FUND-SALT LAKE	3,339,223.00
SUDAM CHARAN DAS	76,230.00
UGC-DAE-CSR CONT. GRANT (DR. RANJANA GOSWAMI)	8,708.26
UNIVERSITY REGISTRATION FEE	676,658.60
UNPAID SALARY	6,970,078.00
UNPAID SALARY -SALT LAKE	993,449.00
VIKRAM GS SERVICES	51,618.00
WBJEEB	406,495.60
Total C	58,456,226.50
Grand Total A+B+C	85,547,538.37



B.P. PODDAR FOUNDATION FOR EDUCATION

NOTE - "M"

CURRENT LIABILITIES

ADVANCE AGAINST FEES

	(Amount Rs)
01 ADV. AGAINST FEES , BBA (BA)	1,676,905.00
23RD ADV AGAINST FEES BBA	1,946,200.00
23RD BATCH ADV. AGAINST FEES BCA	4,709,680.00
ADV. AGAINST FEES, 11TH BATCH, ECE	37,090.00
ADV. AGAINST FEES, 12 TH BATCH, ECE	39,900.00
ADV. AGAINST FEES, 12TH BATCH, M C A	1,400.00
ADV. AGAINST FEES, 13TH BATCH, CSE	4,350.00
ADV. AGAINST FEES, 13TH BATCH, IT	52,280.00
ADV. AGAINST FEES, 14TH BATCH, CSE	3,000.00
ADV. AGAINST FEES, 14TH BATCH, ECE	1,580.00
ADV. AGAINST FEES 14TH BATCH MCA	16,980.00
ADV. AGAINST FEES , 15TH BATCH, BBA	1,760.00
ADV. AGAINST FEES, 15TH BATCH, ECE,	320.00
ADV. AGAINST FEES, 15TH BATCH MCA	49,220.00
ADV. AGAINST FEES 16TH BATCH, BBA	1,023,340.00
ADV. AGAINST FEES 16TH BATCH ,BCA	827,560.00
ADV. AGAINST FEES 16TH BATCH, CSE	106,145.00
ADV. AGAINST FEES 16TH BATCH, ECE	151,808.00
ADV. AGAINST FEES 16TH BATCH ,EE	29,390.00
ADV. AGAINST FEES 16TH BATCH, IT	195,000.00
ADV. AGAINST FEES 17TH BATCH, BBA	1,687,845.10
ADV. AGAINST FEES, 17TH BATCH BCA	1,266,917.00
ADV. AGAINST FEES, 17TH BATCH, CSE	255,180.00
ADV. AGAINST FEES 17TH BATCH ECE	410,485.00
ADV. AGAINST FEES, 17TH BATCH, EE	457,650.00
ADV AGAINST FEES 17TH BATCH IT	150,760.00
ADV. AGAINST FEES 17TH BATCH MCA	319,700.00
ADV. AGAINST FEES, 18TH BATCH BBA	2,933,166.46
ADV. AGAINST FEES, 18TH BATCH-BCA	1,750,426.62
ADV. AGAINST FEES , 18TH BATCH, CSE	1,169,927.08
ADV. AGAINST FEES, 18TH BATCH, ECE	460,475.00
ADV AGAINST FEES, 18TH BATCH, EE	671,380.00
ADV. AGAINST FEES, 18TH BATCH, IT	661,803.00
ADV. AGAINST FEES 18TH BATCH , MCA	132,740.00
ADV AGAINST FEES 19TH BATCH BBA	2,666,886.29
ADV AGAINST FEES 19TH BATCH BCA	1,544,700.00
Adv. Against Fees 19th Batch, MCA	1,086,680.00
Adv. Against Fees 1st Batch, IOT	15,000.00
Adv. Against Fees 1st Batch , M Tech (Data Science)	117,400.00
ADV. AGAINST FEES 20TH BATCH CSE	2,616,572.00
ADV. AGAINST FEES 20TH BATCH ECE	557,800.20
ADV AGAINST FEES 20th Batch EE	438,773.54
ADV AGAINST FEES 20TH BATCH IT	514,172.00
ADV. AGAINST FEES 20TH BATCH , MCA	443,518.00
Adv. Against Fees 21 Batch BCA	2,430,290.00
ADV. AGAINST FEES 21 BATCH, MCA	80,540.00
Adv. - Against Fees 21 St Batch BBA	3,341,336.28
ADV AGAINST FEES 21TH BATCH, CSE	3,281,963.38
ADV. AGAINST FEES 21TH BATCH ECE	3,085,088.72
ADV. AGAINST FEES 21TH BATCH EE	5,501,940.00
Adv. Against Fees 21th Batch IT	1,832,670.00
Adv. Against Fees 22 Batch , BBA	2,432,820.00
ADV. AGAINST FEES 22 BATCH ,BCA	3,894,151.00
ADV. AGAINST FEES 22ND BATCH, CSE	4,394,830.00
Adv. Against Fees 22nd Batch , ECE	2,822,530.00
Adv. Against Fees 22nd Batch , EE	1,138,050.00
Adv. Against Fees 22nd Batch, IT	2,192,610.00
Adv. Against Fees 23rd Batch , CSE	3,247,270.00
Adv. Against Fees 23rd Batch , ECE	2,533,154.72
Adv. Against Fees 23rd Batch , EE	1,359,580.00
Adv. Against Fees 23 Rd Batch, IT	1,457,136.38
ADV. AGAINST FEES 24TH BATCH , EE	252,000.00
ADV. AGAINST FEES 24TH BATCH , IT	2,460,620.00
ADV. AGAINST FEES LAT 16TH BATCH CSE	60,320.00
ADV. AGAINST FEES LAT 16TH BATCH ECE	47,670.00
ADV. AGAINST FEES LAT 16TH BATCH-EE	21,600.00
ADV. Against Fees LAT, 16th Batch IT	2,000.00
Adv. Against Fees 24th Batch , ECE	2,279,000.00
Adv. Against Fees 24th Batch , CSE	2,905,940.00
Advance Against Fees 16th Batch MCA	184,540.00
ADVANCE AGAINST FEES 19TH BATCH CSE	1,219,365.90
Advance Against Fees, 19th Batch, Ece	1,164,237.08
ADVANCE AGAINST FEES 19TH BATCH EE	461,040.00
ADVANCE AGAINST FEES, 19TH BATCH ,IT	612,040.00
ADVANCE AGAINST FEES 20TH BATCH ,BBA	2,269,484.72
ADVANCE AGAINST FEES 20TH BATCH ,BCA	1,640,222.36
Adv. Gainst Fees 23rd Batch ,IT	131,550.00

TOTAL

93,941,455.83



B.P PODDAR FOUNDATION FOR EDUCATION**NOTE- "N"****FEES RECEIVED**

ADMISSION FEES	3,742,500.00
TUTION FEES	203,858,171.00
DEVELOPMENT FEE	2,724,000.00
LIBRARY & BOOK BANK	3,402,500.00
REGISTRATION FEES	126,000.00
	213,853,171.00

NOTE- "O"**INTEREST RECEIVED**

INTEREST ON SAVINGS IF D ACCOUNT	1,568,317.20
	1,568,317.20

NOTE- "P"**MISC. RECEIPTS**

MISCELLANEOUS RECEIPT	389,959.98
ARMED FORCES FLAQ DAY (TOKEN)	350.00
SECURITY MONEY	33,000.00
CAUTION MONEY/ POCKET MONEY	646,664.29
CONVERSION CHARGES	20,000.00
LATE FINE CHARGES	123,420.00
PROFIT ON SALE OF OLD SCRAP VEHICLES	355,000.00
T C CHARGES	19,550.00
SUBSIDY (SPONCERSHIP) OF VEHICLES INSURANCE	393,116.00
CLOSING STOCK OF DIESEL	67,815.04
BROUCHER	142,400.00
ELECTRIC CHARGES RECEIVED	1,027,349.00
FINE , PENALTY & LATE FEE	66,522.00
LIABILITY WRITTEN BACK	7,760.00
LIBRARY FINE	1,660.00
RENT RECEIVED	576,000.00
TRAINING & EXAM. FEES	147,800.00
XEROX CHARGES RECD. (VIP)	8,058.00
XEROX CHARGES RECEIVED	18,853.00
JUNK DISPOSAL	118,318.00
LAB MANNUAL-RECEIPT	113,150.00
LIBRARY PRINTING -VIP	7,735.00
PRIOR YEAR INCOME	832,767.00
PROCESSING FEES	2,000.00
SUNDRY BALANCE WRITTEN BACK	382,162.00
INCOME FROM EXTERNAL EXAM	1,203,412.00

TOTAL INCOME-**6,704,821.31**

GRAND TOTAL	(B)	222,126,309.51
--------------------	--------------	-----------------------

EXCESS OF EXPENDITURE OVER INCOME (B-A)	(26,864,844.51)
--	------------------------




B.P PODDAR FOUNDATION FOR EDUCATION	
Particulars	Amount(Rs.)
NOTE- "Q"	
SALARY & OTHER ALLOWANCE	
SALARY	130,455,738.00
HOUSE RENT ALLOWANCE	7,466,773.00
	137,922,511.00
NOTE- "R"	
CONT. TO PROVIDENT & OTHER FUNDS	
E.D.L.I. CHARGES	157,748.00
EMPLOYER'S CONT. TO PF	3,572,993.00
PF. ADMIN CHARGES	310,788.00
PENSION FUND	2,429,983.00
EMPLOYER'S CONT. TO ESI	348,868.00
	6,820,380.00
NOTE- "S"	
STAFF WELFARE EXPENSES	
STAFF WELFARE	795,357.00
MEDICAL ALLOWANCES	895,339.00
	1,690,696.00
NOTE - "T"	
RENT PAID	4,644,318.00
	4,644,318.00
NOTE- "U"	
AUDIT FEES	125,000.00
	125,000.00
NOTE- "V"	
DEPRECIATION	12,431,276.04
	12,431,276.04

B.P PODDAR FOUNDATION FOR EDUCATION	
	Amount(Rs.)
MISCELLANEOUS EXPENSES	
NOTE- "W"	
ADVERTISEMENT & PUBLICITY	4,768,607.50
GENERAL EXPENSES	181,570.00
MEMBERSHIP FEES	83,190.00
PROFESSIONAL SERVICE CHARGES	3,679,240.00
TRAVELLING EXPENSES	809,576.00
BANK CHARGES	13,381.96
DONATION PAID	6,920,500.00
MAINTENANCE CHARGES (RENT)	96,000.00
OPENING STOCK DIESEL	16,277.00
DIESEL CONSUMABLE	4,093,578.98
INTEREST ON LATE DEPOSIT OF EPF (7Q-14B)	243,785.00
BAD DEBTS EXPENSES	173,697.00
ADMISSION EXPENSES	115,600.00
CANTEEN/MESS EXPENSES	1,861,174.00
CBSE SPORTS REGISTRATION FEES	10,000.00
CC TV CAMERA EXP	64,915.00
CBSE TRAINING REGISTRATION FEES	10,000.00
COMPUTER REPAIR & MAINTENANCE	105,999.00
CONVEYANCE ALLOWANCE	178,004.00
DISCOUNT ON TUTION FEE	42,218.00
DPS FRENCHISE FEES	1,399,480.00
DPS SOCIETY MEETING EXPENSES	25,000.00
EARN LEAVE ENCASHMENT EXP	1,076,311.00
ELECTRICITY REPAIRING EXP	49,380.00
ELECTRICITY EXPENSES	1,504,060.47
EMPLOYEE CONTRIBUTION EPF	108,000.00
ESIC EXPENSES	239.00
FUNCTION & FESTIVAL EXPENSES	342,946.00
GARDENING EXPENSES	12,355.00
GRATUITY EXPENSES	3,449,388.00
GRATUITY INTEREST EXPENSES	141,821.00
HOSTEL MAINTENANCE/ENTERTAINMENT EXPENSES	16,895.00
LAUNDRY WASHING & DRY CLEANING EXPENSES	258,779.00
LOAN PROCESSING CHARGES	1,892.16
MEDICAL INSURANCE	20,715.00
MEDICLAIM EXPENSES	13,839.00
NEWS PAPER & MAGAZINE EXPENSES	31,897.00
OTHER ALLOWANCE	100,881.00
PAMPHLET/LEAFLET FOR ADVERTISEMENT	239,605.00
POOJA EXPENSES	12,517.00
POSTAGE & COURIER EXPENSES	7,426.00
PRINTING & STATIONERY	415,273.00
TOTAL A	32,696,013.07



B.P PODDAR FOUNDATION FOR EDUCATION	
	Amount(Rs.)
MISCELLANEOUS EXPENSES	
NOTE- "W"(Continue)	
INSURANCE	792,746.00
INTEREST PAID	471,285.80
REPAIR & MAINTENANCE	847,999.00
REPAIR & MAINTENANCE GENERATOR	55,179.00
REPAIR & MAINTENANCE OF ROAD & H BATH	908,909.00
ROUNDED OFF	(2.51)
SANITARY ITEMS PURCHASE EXP.	5,254.00
SCHOLARSHIP OF HIGHEST EXAMINATION STUDENTS	50,000.00
SOCIETY RENEWAL EXPENSES	15,000.00
SOFTWARE SERVICES	123,801.00
SPORTS EXPENSES	13,639.00
TELEPHONE EXP	144,248.52
TOUR EXPENSES FOR HOSTEL ADMISSION	70,674.00
TOUR & TRAVEL EXPENSES	18,816.00
VEHICLE RUNNING AND MAINTENANCE	747,188.00
VEHICLE RUNNING AND MAINTENANCE OF GPRS TRACKER	128,000.00
WAGES TO CONTRACTUAL DRIVERS	2,048,740.00
WAGES TO CONTRACTUAL HELPER	1,135,696.00
WAGES TO CONTRACTUAL SWEEPER	820,534.00
WATCH & WORD EXPENSES	1,189,829.00
WEBSITE DEVELOPMENT EXPENSES	7,080.00
CITY OFFICE EXPENSES	6,000.00
NBA EXPENSES	3,250,000.00
AFFILIATION FEES	280,500.00
BOOKS & PERIODICALS	16,565.00
CAR EXPENSES	7,500.00
CAR HIRE CHARGE	214,302.00
COMPUTER EQUIPMENTS	222,683.00
COMPUTER STATIONERY	36,895.00
CONVEYANCE	100,419.00
CONVEYANCE ALLOWANCES	442,300.00
COOLIE & CARTAGE	30,700.00
COURIER CHARGES	50.00
ELECTRIC CHARGES	4,860,608.00
FACULTY DEVELOPMENT EXPENSES	56,081.56
FEST EXPENSES	214,090.00
FIRE FIGHTING EXPENSES	12,430.00
FOUNDATION DAY CELEBRATION EXPS.	37,989.00
FRESHER'S WELCOME	70,460.00
GARDENING EXPENSES	41,520.00
GRATUITY	5,911,868.46
GREY MATTER	19,150.00
HIRE CHARGES	37,881.00
HONOURIUM	6,085,911.10
INDEPENDENCE DAY CELEBRATION	8,916.00
INDUSTRIAL VISIT	40,284.00
INSPECTION EXPENSES	260.00
INTEREST (TDS)	142.00
INTERNET EXPENSES	74,074.96
INTERNET LEASE RENT	828,309.50
JOINT ENTRANCE EXAMINATION	60,016.00
JOURNAL -VIP	414,527.00
LABORATORY EXPENSES	229,059.00
LECTURE SESSION	13,760.00
LEGAL CHARGES	26,090.00
LIBRARY EXPENSES	10,581.00
MAKAUT EXAM. FORM FILL UP	31,000.00
MEDICAL EXPENSES	13,691.00
MEETING & CONFERENCE EXPENSES	8,458.00
MEETING FEE	25,843.00
MISC. EXPENSES	300.00
MOTOR CAR REP. & MAINTENACE	1,183,702.00
	34,519,532.39

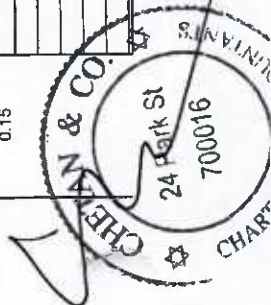


C/F

	B/F	34,519,532.39
NBA EXPENSES		105,093.00
NETWORKING EXPENSES		7,316.00
OFFICE EXPENSES		6,024.00
OFFICE MAINTENANCE		153,906.00
PLACEMENT EXPENSES		262,940.00
POSTAGE & STAMP		1,757.00
POWER & FUEL		83,439.00
PRE-COUNSELING SESSION EXPS.		545,200.00
PRINTING & STATIONERY		663,722.00
PRIOR PERIOD EXPENSES		507,675.08
PROCESSING FEE		98,000.00
PUJA EXPENSES		10,162.00
REPAIRE & MAINTANENCE LAB EQUIP		37,007.00
REPAIR & MAINTENANCE (CIVIL)		526,284.00
REPAIR & MAINTENANCE (COMPUTER)		9,108.00
REPAIR & MAINTENANCE (ELECTRICAL)		397,995.00
REPAIRS AND MAINTENANCE (ELCTRICAL)		25,500.00
REPAIRS & MAINTENANCE		2,019,530.00
REPAIRS TO BUILDING		26,302.00
REPAIRS TO FURNITURE		305,378.00
SARASWATI PUJA		191,415.00
SECURITY SERVICE CHARGES		2,236,240.00
SEMINAR EXPENSES		10,465.00
SERVICE CHARGES		3,155.00
SOFTWARE LICENSE FEE		4,720.00
SPORTS & GAMES		372,186.00
SUBSCRIPTION		750,632.00
TELEPHONE & TELEX INTERNET CHARGES		169,487.30
TRAINING EXPENSES		86,181.00
TRANING & PLACEMENT		300.00
TRANSPORTATION CHARGES		11,279.00
TUITION FEE RELIEF (TFW)		5,810,550.00
TUITION FEE RELIEF (WBFS-H)		64,500.00
TUTION FEE RELIEF (WBFS)		41,750.00
VISHWAKARMA PUJA -S LAKE		56,046.00
WEBSITE EXPENSES		2,500.00
XEROX CHARGES PAID		48,552.00
INDIRECT EXP-SL		79,145.00
TCS EXPENSES		66,502.00
ANNUAL MAINTANENCE CHAREGES		881,165.64
BONUS		9,120.00
CUET EXAMS		2,300.00
CULTURAL EXPENSES		13,160.00
IETE STUDENT CHAPTER		17,646.00
JOURNAL		599,386.00
LAB MANNUAL		37,191.00
LATE FEES AND DAMAAGE (PF)		38,722.00
NBA COMPLIANCE FEE		413,000.00
NBCC EXAM EXPENSES		14,810.00
REPAIR AND MAINTENANCE (GUEST HOUSE)		22,980.00
REPUBLIC DAY CELEBERATION		750.00
ROUND OFF		2.50
STUDENT ADMISSION EXP		50,687.00
VISHWAKARMA PUJA		146,010.00
VIVA-VOCE EXAMS EXPENSES		10,500.00
WB -COOPERATIVE EXAM		3,735.00
WEBINAR EXPENSES		3,000.00
WORK SHOP EXP		48,860.00
ZOOM PLATFORM EXPENSES		30,459.00
	Total B	52,660,959.91
	GRAND TOTAL A+B	85,356,972.98



PARTICULARS	RATE OF DEP.	OPENING BALANCE	DATE OF ADDITION		Addition / Sale	Total	No. of Days	Depreciation	Closing Balance
			FROM	TO					
A.C.MACHINE	0.15	728,820.93	1-Apr-2021	31-Mar-22	-	728,820.93	364	109,323.00	619,497.93
TOTAL - I		728,820.93	-	-	-	728,820.93	-	109,323.00	619,497.93
A.C. MACHINE (SALT LAKE)	0.15	27,414.29	1-Apr-2022	31-Mar-23	-	27,414.29	365	4,112.00	23,302.29
TOTAL - II		27,414.29	-	-	-	27,414.29	-	4,112.00	23,302.29
Air Conditioner	0.15	38,628.00	1-Apr-2022	31-Mar-23	-	38,628.00	364	5,794.00	32,834.00
TOTAL - II		38,628.00	-	-	-	38,628.00	-	5,794.00	32,834.00
Air Purifier	0.15	8,863.00	1-Apr-2022	31-Mar-23	-	8,863.00	364	1,329.00	7,534.00
TOTAL - II		8,863.00	-	-	-	8,863.00	-	1,329.00	7,534.00
Bar Code Reader	0.15	2,676.00	1-Apr-2022	31-Mar-23	-	2,676.00	364	401.00	2,275.00
TOTAL - II		2,676.00	-	-	-	2,676.00	-	401.00	2,275.00
Battery	0.15	54,486.00	1-Apr-2022	31-Mar-23	-	54,486.00	364	8,173.00	46,313.00
			21-May-2022	31-Mar-23	20,400.00	20,400.00	314	3,060.00	17,340.00
			7-Feb-2023	31-Mar-23	11,870.00	11,870.00	52	890.00	10,980.00
TOTAL - II		54,486.00	-	-	32,270.00	86,756.00	-	12,123.00	74,633.00
Biometric Device-SL	0.15	18,675.00	1-Apr-2022	31-Mar-23	-	18,675.00	364	2,801.00	15,874.00
TOTAL - II		18,675.00	-	-	-	18,675.00	-	2,801.00	15,874.00
BUILDING	0.10	16,066,990.00	1-Apr-2022	31-Mar-23	-	16,066,990.00	365	1,606,699.00	14,460,291.00
TOTAL - IV		16,066,990.00	-	-	-	16,066,990.00	-	1,606,699.00	14,460,291.00
BY-CYCLE	0.15	301.36	1-Apr-2021	31-Mar-22	-	301.36	365	45.00	256.36
TOTAL - V		301.36	-	-	-	301.36	-	45.00	256.36
CCTV -S.Lake	0.15	1,484.00	1-Apr-2022	31-Mar-23	-	1,484.00	365	223.00	1,261.00
			7-Feb-2023	31-Mar-23	99,765.00	99,765.00	53	7,482.00	92,283.00
TOTAL - V		1,484.00	-	-	99,765.00	101,249.00	-	7,705.00	93,544.00
CCTV-VIP	0.15	246,620.09	1-Apr-2022	31-Mar-23	-	246,620.09	364	36,993.00	209,627.09
			18-Feb-2023	31-Mar-23	104,526.00	104,526.00	41	7,839.00	96,687.00
			27-Mar-2023	31-Mar-23	2,301.00	2,301.00	4	173.00	2,128.00
TOTAL - VI		246,620.09	-	-	106,827.00	353,447.09	-	45,005.00	308,442.09



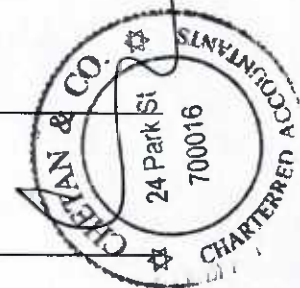
PARTICULARS	RATE OF DEP.	OPENING BALANCE	DATE OF ADDITION		Addition / Sale	Total	No. of Days	Depreciation	Closing Balance
			FROM	TO					
CELLING FAN	0.15	14,618.00	1-Apr-2022	31-Mar-23	-	14,618.00	364	2,193.00	12,425.00
TOTAL - VI		14,618.00	-	-	-	14,618.00	-	2,193.00	12,425.00
COMPUTER	0.40	2,977,149.79	1-Apr-2022	31-Mar-23	10,990.00	2,988,139.79	364	1,195,256.00	1,792,883.79
			23-Dec-2022	31-Mar-23	366,508.00	366,508.00	98	73,302.00	293,206.00
			11-Jan-2023	31-Mar-23	346,765.00	346,765.00	79	69,353.00	277,412.00
TOTAL - VII		2,977,149.79	-	-	724,263.00	3,701,412.79	0	1,337,911.00	2,363,501.79
COMPUTER (SALT LAKE)	0.40	4,427.42	1-Apr-2022	31-Mar-23	-	4,427.42	364	1,771.00	2,656.42
TOTAL - VIII		4,427.42	-	-	-	4,427.42	-	1,771.00	2,656.42
COMPUTER WIRELESS NETWORKING	0.40	3,628.91	1-Apr-2022	31-Mar-23	-	3,628.91	364	1,452.00	2,176.91
TOTAL - IX		3,628.91	-	-	-	3,628.91	-	1,452.00	2,176.91
COMPUTER WIRELESS NETWORKING SL	0.40	2,186.00	1-Apr-2022	31-Mar-23	-	2,186.00	364	874.00	1,312.00
TOTAL - IX		2,186.00	-	-	-	2,186.00	-	874.00	1,312.00
CODLESS PHONE	0.15	2,714.00	1-Apr-2022	31-Mar-23	-	2,714.00	364	407.00	2,307.00
TOTAL - X		2,714.00	-	-	-	2,714.00	-	407.00	2,307.00
D.G.SET	0.15	319,318.07	1-Apr-2022	31-Mar-23	-	319,318.07	364	47,898.00	271,420.07
					-	-	0	-	-
TOTAL - X		319,318.07	-	-	-	319,318.07	-	47,898.00	271,420.07
DIGITAL CAMERA	0.15	1,029.56	1-Apr-2022	31-Mar-23	-	1,029.56	364	154.00	875.56
TOTAL - XI		1,029.56	-	-	-	1,029.56	-	154.00	875.56
DONGLE	0.4	2,062.00	1-Apr-2022	31-Mar-23	-	2,062.00	364	825.00	1,237.00
TOTAL - XI		2,062.00	-	-	-	2,062.00	-	825.00	1,237.00
ELEC. INSTALLATION (SLAKE)	0.15	3,445.69	1-Apr-2022	31-Mar-23	-	3,445.69	364	517.00	2,928.69
TOTAL - XII		3,445.69	-	-	-	3,445.69	-	517.00	2,928.69
ELEC. EQUIPMENT		230,809.50	1-Apr-2022	31-Mar-23	-	230,809.50	364	34,621.00	196,188.50
			18-Nov-2022	31-Mar-23	184,348.00	184,348.00	133	13,826.00	170,322.00



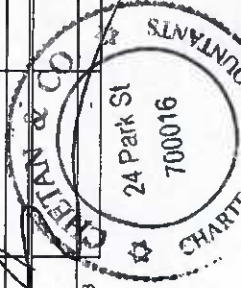
PARTICULARS	RATE OF DEP.	OPENING BALANCE	DATE OF ADDITION		Addition / Sale	Total	No. of Days	Depreciation	Closing Balance
			FROM	TO					
TOTAL - XII			18-Aug-2022	31-Mar-23	24,780.00	24,780.00	225	3,717.00	21,063.00
		230,809.50	-	-	209,128.00	439,937.50	-	52,164.00	387,773.50
ELECTRICAL FITTING	0.10		1-Apr-2022	31-Mar-23	-	191,812.01	364	19,181.00	172,631.01
		191,812.01	-	-	-	191,812.01	-	19,181.00	172,631.01
ELECTRIC INSTALLATION	0.15		1-Apr-2022	31-Mar-23	-	381,709.12	364	57,256.00	324,453.12
		381,709.12	-	-	0.00	381,709.12	-	57,256.00	324,453.12
FINGER PRINT READER	0.15		1-Apr-2022	31-Mar-23	-	3,362.63	364	504.00	2,858.63
		3,362.63	-	-	0.00	3,362.63	-	504.00	2,858.63
FIRE FIGHTING EQUIPMENTS	0.15		1-Apr-2022	31-Mar-23	-	2,946,909.65	364	442,036.00	2,504,873.65
		2,946,909.65	-	-	0.00	2,946,909.65	-	442,036.00	2,504,873.65
FIRE EXTINGUISHER	0.15		1-Apr-2022	31-Mar-23	-	83,109.00	364	12,466.00	70,643.00
		83,109.00	-	-	0.00	83,109.00	0	-	-
TOTAL - XVI			-	-	0.00	83,109.00	-	12,466.00	70,643.00
		83,109.00	-	-	0.00	83,109.00	-	12,466.00	70,643.00
FURNITURE & FIXTURE	0.10		1-Apr-2022	31-Mar-23	-	2,903,226.72	364	290,323.00	2,612,903.72
		2,903,226.72	14-Mar-2023	31-Mar-23	17,464.00	17,464.00	17	873.00	16,591.00
TOTAL - XVII			18-Aug-2022	31-Mar-23	32,072.00	32,072.00	225	3,207.00	28,865.00
		2,903,226.72	-	-	49,536.00	2,952,762.72	-	294,403.00	2,658,359.72
FURNITURE & FIXTURE(S LAKE)	0.10		1-Apr-2022	31-Mar-23	-	160,357.67	364	16,036.00	144,321.67
		160,357.67	16-Mar-2023	31-Mar-23	8,850.00	8,850.00	15	443.00	8,407.00
TOTAL - XVIII			-	-	8,850.00	169,207.67	-	16,479.00	152,728.67
		160,357.67	-	-	8,850.00	169,207.67	-	16,479.00	152,728.67
LABORATORY EQUIPMENT	0.15		1-Apr-2022	31-Mar-23	-	2,448,701.71	364	367,305.00	2,081,396.71
		2,448,701.71	3-Jun-2022	31-Mar-23	24,213.00	24,213.00	301	3,632.00	20,581.00
TOTAL - XIX			2-Aug-2022	31-Mar-23	31,860.00	31,860.00	241	4,779.00	27,081.00
			31-Aug-2022	31-Mar-23	5,953.00	5,953.00	212	893.00	5,060.00
TOTAL - XX			26-Oct-2022	31-Mar-23	22,420.00	22,420.00	156	1,682.00	20,738.00
			-	-	22,420.00	22,420.00	156	1,682.00	20,738.00



PARTICULARS	RATE OF DEP.	OPENING BALANCE	DATE OF ADDITION		Addition / Sale	Total	No. of Days	Depreciation	Closing Balance
			FROM	TO					
LAND			22-Nov-2022	31-Mar-23	30444.00	30,444.00	129	2,283.00	28,161.00
			30-Nov-2022	31-Mar-23	15259.00	15,259.00	121	1,144.00	14,115.00
			23-Dec-2022	31-Mar-23	24840.00	24,840.00	98	1,863.00	22,977.00
			23-Dec-2022	31-Mar-23	26869.00	26,869.00	98	2,015.00	24,854.00
			27-Mar-2023	31-Mar-23	75933.00	75,933.00	4	5,695.00	70,238.00
TOTAL - XIX		2,448,701.71			257791.00	2,706,492.71	-	391,291.00	2,315,201.71
LAP TOP			1-Apr-2022	31-Mar-23	-	10,825,669.60	-	-	10,825,669.60
		10,825,669.60			0.00	10,825,669.60	-	-	10,825,669.60
	0.40	83,167.58	1-Apr-2022	31-Mar-23	-	83,167.58	364	33,267.00	49,900.58
TOTAL - XXI		83,167.58			-	83,167.58	-	-	49,900.58
LCD PROJECTOR			1-Apr-2022	31-Mar-23	-	417,210.19	364	62,582.00	354,628.19
	0.15	417,210.19			-	417,210.19	-	-	354,628.19
		417,210.19			0.00	417,210.19	-	-	354,628.19
LIBRARY BOOKS		614,589.73	1-Apr-2022	31-Mar-23	-	614,589.73	364	245,836.00	368,753.73
	0.4		15-Jun-2022	31-Mar-23	4,900.00	4,900.00	289	1,960.00	2,940.00
			7-Sep-2022	31-Mar-23	37,045.00	37,045.00	205	14,818.00	22,227.00
			7-Sep-2022	31-Mar-23	59,292.00	59,292.00	205	23,717.00	35,575.00
			23-Dec-2022	31-Mar-23	58,691.00	58,691.00	98	11,738.00	46,953.00
			18-Jan-2023	31-Mar-23	3,213.00	3,213.00	72	643.00	2,570.00
			18-Feb-2023	31-Mar-23	80,374.00	80,374.00	41	16,075.00	64,299.00
			18-Feb-2023	31-Mar-23	43,799.00	43,799.00	41	8,760.00	35,039.00
		614,589.73			287,314.00	901,903.73	-	323,547.00	578,356.73
					-	-	-	-	-
LIBRARY BOOKS (SALT LAKE)		227,087.51	1-Apr-2022	31-Mar-23	-	227,087.51	364	90,835.00	136,252.51
	0.4		30-Apr-2022	31-Mar-23	76,439.00	76,439.00	335.00	30,576.00	45,863.00
			31-May-2022	31-Mar-23	48,412.00	48,412.00	304.00	19,365.00	29,047.00
			1-Jul-2022	31-Mar-23	19,747.00	19,747.00	273.00	7,898.00	11,848.00
			13-Jul-2022	31-Mar-23	70,050.00	70,050.00	261.00	28,020.00	42,030.00
			24-Aug-2022	31-Mar-23	18,000.00	18,000.00	219.00	7,200.00	10,800.00
			30-Nov-2022	31-Mar-23	211,544.00	211,544.00	121.00	42,309.00	169,235.00
			27-Mar-2023	31-Mar-23	5,724.00	5,724.00	4.00	1,145.00	4,579.00
			31-Mar-2023	31-Mar-23	97,681.00	97,681.00	-	-	97,681.00
			31-Mar-2023	31-Mar-23	41,823.00	41,823.00	-	-	41,823.00
			31-Mar-2023	31-Mar-23	15,785.00	15,785.00	-	-	15,785.00
					-	-	-	-	-




PARTICULARS	RATE OF DEP.	OPENING BALANCE	DATE OF ADDITION FROM TO	ADDITION / SALE	Total	No. of Days	Depreciation	Closing Balance
TOTAL - XXIV		227,087.51		605,205.00	832,292.51	-	227,349.00	604,943.51
LIFT	0.15	108,227.11	1-Apr-2022 31-Mar-23	-	108,227.11	364	16,234.00	91,993.11
TOTAL - XXV		108,227.11		-	108,227.11	-	16,234.00	91,993.11
MICRO WAVE OVEN	0.15	1,587.07	1-Apr-2022 31-Mar-23	-	1,587.07	365	238.00	1,349.07
TOTAL - XXVI		1,587.07		0.00	1,587.07	-	238.00	1,349.07
MOBILE	0.15	56,178.20	1-Apr-2022 31-Mar-23	-	56,178.20	364	8,427.00	47,751.20
			30-Nov-2022 31-Mar-23	48,028.00	48,028.00	121	3,602.00	44,426.00
			23-Mar-2023 31-Mar-23	11,999.00	11,999.00	8	900.00	11,099.00
						0	-	-
TOTAL - XXVII		56,178.20		60,027.00	116,205.20	-	12,929.00	103,276.20
MOBILE SALT LAKE	0.15	5,547.75	1-Apr-2022 31-Mar-23	-	5,547.75	364	832.00	4,715.75
TOTAL - XXVIII		5,547.75		0.00	5,547.75	-	832.00	4,715.75
MOBILE PHONE TRAINER	0.15	6,505.70	1-Apr-2022 31-Mar-23	-	6,505.70	364	976.00	5,529.70
TOTAL - XXIX		6,505.70		0.00	6,505.70	-	976.00	5,529.70
MOTOR CAR	0.15	3,726.23	1-Apr-2022 31-Mar-23	-	3,726.23	364	559.00	3,167.23
TOTAL - XXX		3,726.23		-	3,726.23	-	559.00	3,167.23
MUSIC SYSTEM	0.15	49,342.00	1-Apr-2022 31-Mar-23	-	49,342.00	364	7,401.00	41,941.00
TOTAL - XXXI		49,342.00		-	49,342.00	-	7,401.00	41,941.00
Note Counting Machine	0.15	3,671.00	1-Apr-2022 31-Mar-23	-	3,671.00	364	551.00	3,120.00
TOTAL - XXXI		3,671.00		-	3,671.00	-	551.00	3,120.00
OFFICE EQUIPMENT	0.15	403,030.83	1-Apr-2022 31-Mar-23	-	403,030.83	364	60,455.00	342,575.83



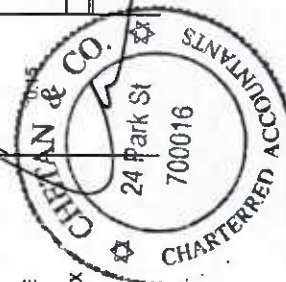
PARTICULARS	RATE OF DEP.	OPENING BALANCE	DATE OF ADDITION		Addition / Sale	Total	No. of Days	Depreciation	Closing Balance
			FROM	TO					
TOTAL - XXXII		403,030.83	16-Apr-2022	31-Mar-23	6,150.00	6,150.00	349	923.00	5,227.00
			14-May-2022	31-Mar-23	5,450.00	5,450.00	321	818.00	4,632.00
			31-Jul-2022	31-Mar-23	535.00	535.00	243	80.00	455.00
			30-Nov-2022	31-Mar-23	7,552.00	7,552.00	121	566.00	6,986.00
					19,887.00	422,717.83	-	62,842.00	359,875.83
OFFICE EQUIPMENT SALT LAKE	0.15	40,975.05	1-Apr-2022	31-Mar-23	-	40,975.05	364	6,146.00	34,829.05
					-	-	0	-	-
					-	-	0	-	-
					-	40,975.05	-	6,146.00	34,829.05
PRINTER & SCANNER	0.4	117,227.27	1-Apr-2022	31-Mar-23	-	117,227.27	364	46,891.00	70,336.27
			23-Dec-2022	31-Mar-23	21,240.00	21,240.00	98	4,248.00	16,992.00
					21,240.00	138,467.27	-	51,139.00	87,328.27
PRINTER & SCANNER (SALT LAKE)	0.4	7,402.61	1-Apr-2022	31-Mar-23	-	7,402.61	364	2,961.00	4,441.61
			18-Jan-2023	31-Mar-23	21,240.00	21,240.00	72	4,248.00	16,992.00
					21,240.00	28,642.61	-	7,209.00	21,433.61
PROJECTOR	0.15	152,599.11	1-Apr-2022	31-Mar-23	-	152,599.11	364	22,890.00	129,709.11
					-	-	0	-	-
					-	152,599.11	-	22,890.00	129,709.11
PROJECTOR - SALT LAKE	0.15	45,902.00	1-Apr-2022	31-Mar-23	-	45,902.00	364	6,885.00	39,017.00
					-	-	0	-	-
					-	45,902.00	-	6,885.00	39,017.00
REFRIGERATOR	0.15	6,943.00	1-Apr-2022	31-Mar-23	-	6,943.00	364	1,041.00	5,902.00
					-	-	0	-	-
					-	6,943.00	-	1,041.00	5,902.00
SOLAR POWER SYSTEM	0.4	1,871.00	1-Apr-2022	31-Mar-23	-	1,871.00	364	748.00	1,123.00
					-	-	-	-	-
					-	1,871.00	-	748.00	1,123.00
SOFTWARE KIT	0.40	2,512.68	1-Apr-2022	31-Mar-23	-	2,512.68	364	1,005.00	1,507.68
					-	-	-	-	-
					-	2,512.68	-	1,005.00	1,507.68

24 P&K St
700016
CHARTERED ACCOUNTANTS


PARTICULARS	RATE OF DEP.	OPENING BALANCE	DATE OF ADDITION		Addition / Sale	Total	No. of Days	Depreciation	Closing Balance
			FROM	TO					
SPORTS EQUIPMENTS TOTAL - XXXIX	0.15								
		6,753.97	1-Apr-2022	31-Mar-23	-	6,753.97	364	1,013.00	5,740.97
		6,753.97				6,753.97	0	1,013.00	5,740.97
SPORTS EQUIPMENTS S.L. TOTAL - XXXX	0.15								
		6,666.88	1-Apr-2022	31-Mar-23	-	6,666.88	364	1,000.00	5,666.88
		6,666.88				6,666.88		1,000.00	5,666.88
Submersible Pump TOTAL - XXXXI	0.15								
		62,151.79	1-Apr-2022	31-Mar-23	-	62,151.79	364	9,323.00	52,828.79
		62,151.79				62,151.79		9,323.00	52,828.79
TELEVISION TOTAL - XXXXII	0.4								
		122,603.73	1-Apr-2022	31-Mar-23	-	122,603.73	364	49,041.00	73,562.73
		122,603.73				122,603.73		49,041.00	73,562.73
WATER COOLER & PURIFIER TOTAL - XXXXIII	0.15								
		127,565.11	1-Apr-2022	31-Mar-23	-	127,565.11	364	19,135.00	108,430.11
			29-Oct-2022	31-Mar-23	84,000.00	84,000.00	153	6,300.00	77,700.00
WATER PUMP (SALT LAKE) TOTAL - XXXXIV	0.15								
		127,565.11			84,000.00	211,565.11		25,435.00	186,130.11
WATER COOLER & PURIFIER S.L. TOTAL - XXXXV	0.15								
		1,119.35	1-Apr-2022	31-Mar-23	-	1,119.35	364	168.00	951.35
		1,119.35				1,119.35		168.00	951.35
WATER PUMP TOTAL - XXXXVI	0.15								
		16,583.76	1-Apr-2022	31-Mar-23	-	16,583.76	364	2,488.00	14,095.76
		16,583.76	10-Jun-2022	31-Mar-23	38,000.00	38,000.00	294	5,700.00	32,300.00
WATER PUMP TOTAL - XXXXVII	0.15								
		2,416.76	1-Apr-2022	31-Mar-23	-	2,416.76	364	363.00	2,053.76
		2,416.76				2,416.76		363.00	2,053.76
WORKSHOP EQUIPMENTS TOTAL - XXXXVIII	0.15								
		47,608.32	1-Apr-2022	31-Mar-23	-	47,608.32	364	7,141.00	40,467.32
		47,608.32				47,608.32		7,141.00	40,467.32



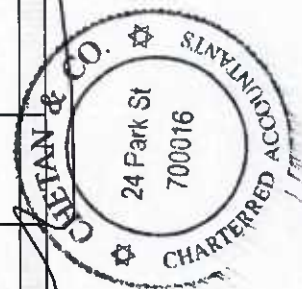
PARTICULARS	RATE OF DEP.	OPENING BALANCE	DATE OF ADDITION		Addition / Sale	Total	No. of Days	Depreciation	Closing Balance
			FROM	TO					
XEROX MACHINE	0.15	52,285.70	1-Apr-2022	31-Mar-23		52,285.70	364	7,843.00	44,442.70
TOTAL - XXXXVIII		52,285.70				52,285.70		7,843.00	44,442.70
XEROX MACHINE (SALT LAKE)	0.15	10,779.23	1-Apr-2022	31-Mar-23	-	10,779.23	364 0	1,617.00	9,162.23
TOTAL - XXXXVIII		10,779.23			-	10,779.23		1,617.00	9,162.23
E JOURNAL	0.40	674,430.12	1-Apr-2022	31-Mar-23	-	674,430.12	364 0	269,772.00	404,658.12
TOTAL - XXXIX		674,430.12			-	674,430.12		269,772.00	404,658.12
Motor Pump VIP	0.15	30,596.00	1-Apr-2022	31-Mar-23	-	30,596.00	364	4,589.00	26,007.00
TOTAL - XXXXVIII		30,596.00			-	30,596.00		4,589.00	26,007.00
UPS System	0.15	65,321.80	1-Apr-2022	31-Mar-23		65,321.80	364 0	9,798.00	55,523.80
TOTAL - XXXXVIII		65,321.80				65,321.80		9,798.00	55,523.80
WEB Camera	0.15	45,219.00	1-Apr-2022	31-Mar-23		45,219.00	364	6,783.00	38,436.00
TOTAL - XXXXVIII		45,219.00			-	45,219.00		6,783.00	38,436.00
Xerox Machine -Park Street	0.15	25,291.00	1-Apr-2022	31-Mar-23		25,291.00	364	3,794.00	21,497.00
TOTAL - XXXXVIII		25,291.00			-	25,291.00		3,794.00	21,497.00
40 KVA DG SET S. LAKE	0.15	337,482.07	1-Apr-2022	31-Mar-23		337,482.07	364	50,622.31	286,859.76
TOTAL - XXXIX		337,482.07			-	337,482.07		50,622.31	286,859.76
INVERTER CITY OFFICE	0.15	37,569.95	1-Apr-2022	31-Mar-23		37,569.95	364	5,635.49	31,934.46
TOTAL - XXXIX		37,569.95			-	37,569.95		5,635.49	31,934.46
LCD PROJECTOR -SALT LAKE		-	10-May-2022	31-Mar-23	134413.00	134,413.00	325	20,162.00	114,251.00
TOTAL - XXXIX		-			134,413.00	134,413.00		20,162.00	114,251.00



PARTICULARS	RATE OF DEP.	OPENING BALANCE	DATE OF ADDITION		Addition / Sale	Total	No. of Days	Depreciation	Closing Balance
			FROM	TO					
GRAND TOTAL OF FIXED ASSETS - (A) (1 - XXXXVIII)		44,728,953.88			2,759,556.00	47,488,509.88		5,803,776.80	41,684,733.08
WORK IN PROGRESS								5,803,776.80	41,684,733.08
CAPITAL W-I-P - UNDISTRIBUTED LAP TOP									
CAPITAL W-I-P - FIRE-FIGHTING									
GRAND TOTAL OF W-I-P (B)									
GROSS TOTAL (A + B)		44,728,953.88			2,759,556.00	47,488,509.88		5,803,776.80	41,684,733.08




Fixed Assets B.P.PODDAR FOUNDATION FOR EDUCATION 1-Apr-2022 to 31-Mar-2023									
Particulars	Rate of Depr.	Opening Balance	Date of Addition		Amt. of Addition / Sale	TOTAL	No. of days	Depreciation	Closing Balance
			FROM	TO					
LAND									
LAND AT GOPALPUR		6,615,627.00	01.04.2022	31.03.2023	-	6,615,627.00	365	-	6,615,627.00
LAND AT CHARISWAR		37,013,093.33	01.04.2022	31.03.2023	400.00	37,013,493.33	365	-	37,013,493.33
LAND AT GOLAGHATA		1,742,218.24	01.04.2022	31.03.2023	-	1,742,218.24	365	-	1,742,218.24
TOTAL LAND (A)		45,370,938.57	-	-	400.00	45,371,338.57	-	-	45,371,338.57
A.C.MACHINE (B)	0.15	11,662.54	01.04.2022	31.03.2023	-	11,662.54	365	1,749.38	9,913.16
DIGITAL CAMERA (C)	0.15	10,038.05	01.04.2022	31.03.2023	-	10,038.05	365	1,505.71	8,532.34
MOBILE	0.15	8,547.84	01.04.2022	31.03.2023	-	8,547.84	365	1,282.18	7,265.66
MOBILE (D)	0.15	8,547.84			-	8,547.84		1,282.18	7,265.66
MOTOR CAR AUTO MAHINDRA QUANTO C6	0.15	199,979.45	01.04.2022	01.04.2023	(199,979.45)	-		-	-
TOTAL MOTOR CAR (E)	0.15	199,979.45	-	-	-	-		-	-
TELEVISION (F)	0.40	3,957.04	01.04.2022	31.03.2023	-	3,957.04	365	1,582.82	2,374.22
TELEPHONE INSTRUMENT (G)	0.15	1,025.23	01.04.2022	31.03.2023	-	1,025.23	365	153.78	871.45
PRINTER & SCANNER (H)	0.40	4,624.70	01.04.2022	31.03.2023	-	4,624.70	365	1,849.88	2,774.82
GRAND TOTAL (A + B + C + D + E + F + G)		45,610,773.42			400.00	45,411,183.97		8,123.75	45,403,070.23




SCHEDULE - 'B' : FIXED ASSETS: 31-03-2023

DESCRIPTION	OPENING BALANCE	ADDITION		TOTAL	DEPRECIATION		DELETION DURING THE YEAR	CLOSING BALANCE
		Before 03 Oct	After 03 Oct		RATE	AMOUNT		
FIXED ASSETS - 0% DEPRECIATION								
Land & Land Development	16,459,347.00			16,459,347.00	-	-		16,459,347.00
FIXED ASSETS -10% DEPRECIATION								
Black Board	76,626.00			76,626.00	10%	7,662.60		68,963.40
Deil Projector	31,679.10			31,679.10	10%	3,167.91		28,511.19
Furniture & Fixture	2,442,831.21			2,442,831.21	10%	244,283.12		2,198,548.09
Hostel Bed	170,680.76			170,680.76	10%	17,068.08		153,612.68
Land & Building	43,633,629.99			43,633,629.99	10%	4,363,363.00		39,270,266.99
Library Books (NCRT)	3,483.00			3,483.00	10%	348.30		3,134.70
Road and Bridges	193,304.88			193,304.88	10%	19,330.49		173,974.39
Swimming Pool	908,884.80			908,884.80	10%	90,888.48		817,996.32
Wheel Chair	2,169.99			2,169.99	10%	217.00		1,952.99
Total...	47,463,289.73			47,463,289.73		4,746,328.97		42,716,960.76
FIXED ASSETS -15% DEPRECIATION								
Air Conditioner	946,974.20			946,974.20	15%	142,046.13		804,928.07
Almirah	117,612.88			117,612.88	15%	17,641.93		99,970.95
Carpet	3,293.88			3,293.88	15%	494.08		2,799.80
CC TV PA System	282,252.36	9,840.00	18,000.00	310,092.36	15%	45,163.85		264,928.51
Coffee Machine	3,402.97			3,402.97	15%	510.45		2,892.52
Cooler	39,063.41			39,063.41	15%	5,859.51		33,203.90
Counting Machine	3,774.34			3,774.34	15%	566.15		3,208.19
Cycle	137.27			137.27	15%	20.59		116.68
Digital Camera	112,016.96			112,016.96	15%	16,802.54		95,214.42
DVD Player	5,030.04			5,030.04	15%	754.51		4,275.53
Electric Goods	297,646.16	3,000.00		300,646.16	15%	45,096.92		255,549.24
Electronics	24,838.84			24,838.84	15%	3,725.83		21,113.01
EPABX	11,864.89			11,864.89	15%	1,779.73		10,085.16
Fire Extinguisher	25,218.14			25,218.14	15%	3,782.72		21,435.42
Fire Fighting System	233,650.00			233,650.00	15%	35,047.50		198,602.50
Fly Capture	3,615.39			3,615.39	15%	542.31		3,073.08
Fogging Machine	12,035.40			12,035.40	15%	1,805.31		10,230.09
Garden Equipments	1,200.07			1,200.07	15%	180.01		1,020.06
Gas Stove	4,308.27			4,308.27	15%	646.24		3,662.03
Generator	107,998.58	-		107,998.58	15%	16,199.79		91,798.79
Hand Sanitizer Machine	8,963.25			8,963.25	15%	1,344.49		7,618.76
Inverter	19,242.34	-		19,242.34	15%	2,886.35		16,355.99
Inverter Battery	7,191.00	-		7,191.00	15%	1,078.65		6,112.35
JSP Jungle King 2 Horse Power Motor	23,125.00	-		23,125.00	15%	3,468.75		19,656.25
Kitchen Items	1,268.81			1,268.81	15%	190.32		1,078.49
Lab Equipments	70,817.28			70,817.28	15%	10,622.59		60,194.69
LCD Projector	9,537.00			9,537.00	15%	1,430.55		8,106.45
Library Books	54,532.13			54,532.13	15%	8,179.82		46,352.31
Life Jacket	5,685.35			5,685.35	15%	852.80		4,832.55



Medical Equipments	1,148.05				1,148.05	15%	172.21		975.84
Mike	3,014.99				3,014.99	15%	452.25		2,562.74
Mobile Phone	17,145.99		11,999.00		29,144.99	15%	3,471.82		25,673.17
Motor Cycle	12,684.93				12,684.93	15%	1,902.74		10,782.19
Musical Instruments	52,858.82				52,858.82	15%	7,928.82		44,930.00
Office Equipments	13,185.62				13,185.62	15%	1,977.84		11,207.78
Play Group Equipments	23,851.89				23,851.89	15%	3,577.78		20,274.11
Play Group Equipments	27,203.57				27,203.57	15%	4,080.54		23,123.03
Printers	35,716.06				35,716.06	15%	5,357.41		30,358.65
Refrigerator	13,214.52				13,214.52	15%	1,982.18		11,232.34
Rickshaw Trolley	1,763.62				1,763.62	15%	264.54		1,499.08
Safe	2,965.14				2,965.14	15%	444.77		2,520.37
Sewing Machine	685.65				685.65	15%	102.85		582.80
Smart Class Hardware	662,425.57				662,425.57	15%	99,363.84		563,061.73
Software	129,083.29	118,000.00			247,083.29	15%	37,062.49		210,020.80
Solar Water Heating System	191,945.13				191,945.13	15%	28,791.77		163,153.36
Sports Items	92,112.25		61,370.00		153,482.25	15%	18,419.59		135,062.66
Submersible Pump	30,251.80				30,251.80	15%	4,537.77		25,714.03
Tape Recorder	348.24				348.24	15%	52.24		296.00
Telephone PCO	9,155.49				9,155.49	15%	1,373.32		7,782.17
Television	42,045.89				42,045.89	15%	6,306.88		35,739.01
Television LED	19,053.05		34,000.00		53,053.05	15%	5,407.96		47,645.09
Thermal Scanner	2,528.75				2,528.75	15%	379.31		2,149.44
Transformer	31,282.80				31,282.80	15%	4,692.42		26,590.38
UPS	13,201.52				13,201.52	15%	1,980.23		11,221.29
UPS Battery	32,637.87	33,750.00			66,387.87	15%	9,958.18		56,429.69
Vehicle Battery Charger	2,673.83				2,673.83	15%	401.07		2,272.76
Washing Machine	19,192.60				19,192.60	15%	2,878.89		16,313.71
Water Cooler	37,373.48		59,000.00		96,373.48	15%	10,031.02		86,342.46
Water Purifier	50,454.34				50,454.34	15%	7,568.15		42,886.19
Xerox Machine	164,251.79				164,251.79	15%	24,637.77		139,614.02
Total...	4,171,752.75				4,520,711.75		664,279.09		3,856,432.66
FIXED ASSETS -30% DEPRECIATION									
Bolero	100,056.44				100,056.44	30%	30,016.93		70,039.51
Bues	3,120,171.53				3,120,171.53	30%	936,051.46		2,184,120.07
Mini Van Mahindra	161,738.71				161,738.71	30%	48,521.61		113,217.10
Motor Car (Force Crusier)	143,054.52				143,054.52	30%	42,916.36		100,138.16
Total.	3,525,021.20				3,525,021.20		1,057,506.36		2,467,514.84
FIXED ASSETS -40% DEPRECIATION									
Computer	377,810.68				377,810.68	40%	151,124.27		226,686.41
Dell Laptop	342.00				342.00	40%	136.80		205.20
Total	378,152.68				378,152.68		151,261.07		226,891.61
Total	71,997,563.36	164,590.00	184,369.00		72,346,522.36		6,619,375.49		65,727,146.87



CHETAN & CO

CHARTERED ACCOUNTANTS

PARK CENTRE(2nd Floor) 24 Park Street, Kolkata - 700 016
Phone: (033) 4601 2507 E-mail : chetanco@hotmail.com

FORM No. 10B

[See rule 16CC and 17]

Audit report under clause (b) tenth proviso to clause (23C) of section 10 and sub-clause (ii) of clause (b) of sub-section (1) of section 12A of the income-tax act 1961 in the case of trust

We have examined the balance sheet of M/s **B.P. PODDAR FOUNDATION FOR EDUCATION** [hereinafter referred as the "Trust"] PAN-AAATB5418M as at 31/03/2024 and the Income and Expenditure account for the year ended on that date are in agreement with the books of account maintained by the said Trust.

We have obtained all the information and explanations to the best of our knowledge and belief which are necessary for the purposes of the audit.

In our opinion, proper books of account have been maintained at the head office audited by us and the Kashi Unit of the above named Trust not visited by us and audited by other auditors, so far as it appears from our examination of the books, and proper returns and reports are adequate for the purpose of audit have been received from Kashi Unit not visited by us, at the address mentioned at serial number 14 of the Annexure:

In our opinion and to the best of our information and according to explanations given to us, the particulars given in the Annexure are true and correct subject to following observations or qualifications—

- a) Our examination of Form No.10B was made in accordance with the generally accepted auditing standards. Accordingly, due to voluminous nature of the transactions, we have applied test checks where ever applicable based on materiality.
- b) Audit Report along with Annexure Form No. 10B includes Audited Balance Sheet, Income & Expenditure and Form 10B of Kashi unit audited by Other Auditor furnished to us for verification purposes.
- c) In Serial Number 9 of the Annexure, we have relied on the details of registration/provisional registration of the Income Tax Act as provided by the Management.
- d) We have relied on the certificate of the management for the books of accounts maintained by the trust and have examined only such books and records as were necessary for enabling us to certify the particulars required to be furnished under rule 17AA of the Income Tax Act 1961.
- e) In Serial Number 31(i) of the Annexure, the information relating details of Application of Income(excluding application not eligible and reported under serial number 37) has been reported based on information and explanations provided by assessee on which we had relied.
- f) In Serial Number 31(ii) of the Annexure, the information related to details of application resulting in payment in excess of Rs 50 lakh during previous year to a single person out of serial number 37(i) has been reported based on information and explanations provided by assessee on which we had relied.
- g) In serial number 31(iii) of the annexure, the information related to details of amount which was not actually paid during the previous year [if included in 31(i)(c)] has been reported based on information and explanations provided by assessee on which we had relied.



- h) In serial number 31(iv) of the annexure, the information related to details of amount actually paid during the previous year which accrued during any earlier previous year but not claimed as application of income in earlier previous year has been reported based on information and explanations provided by assessee on which we had relied.
- i) In serial number 31(vi) of the annexure, the information related to details of bifurcation of application in 31(v) into Revenue or Capital has been reported based on information and explanations provided by assessee on which we had relied.
- j) In Serial Number 31(ix) to 31(xxi) of the Annexure, we have relied on the data given by management that no amount is disallowed from application except reported in serial number 31(xvii).
- k) In Serial Number 31(x) of the Annexure, we have verified the provision of Section 40A regarding the deduction of tax at source and regarding the payment thereof to the credit of Central Government in accordance with the Auditing Standard commonly accepted in India, which include test checks and concept of Materiality. There were non-compliances based on such audit procedure.
- l) In Serial Number 37 of the Annexure, the information relating details of Application of Income out of different sources has been reported based on information and explanations provided by assessee on which we had relied.
- m) In Serial Number 38 of the Annexure, the information related to details of application resulting in payment or credit in excess of Rs 50 lakh during previous year to a single person out of serial number 37 has been reported based on information and explanations provided by assessee on which we had relied.
- n) In Serial Number 41 of the Annexure, we have relied on the details of specified person as referred to in sub-section (3) of section 13. Further no information has been received for reporting purposes of relatives details as per above section except for information as reported under Serial Number 41 of the Annexure.
- o) In serial number 46 it is not possible for us to verify whether auditee has taken or accepted any loan or deposit or any specified sum, exceeding the limit specified in section 269SS during the previous year .
- p) In serial number 47 it is not possible for us to verify whether auditee has received an amount exceeding the limit specified in section 269ST from a specified person in a day or in respect of a single transaction or in respect of transactions relating to one event or occasion from a person during the previous year.
- q) In serial number 48 it is not possible for us to verify whether auditee has repaid any amount being loan or deposit or any specified advance exceeding the limit specified in section 269T during the previous year.
- r) In Serial number 49 of the Annexure, we have verified the compliance with the provisions of Chapter XVII-B of the Income-tax Act, 1961 (the Act) relating to the deduction of tax at source and the payment thereof to the credit of the Central Government in accordance with the prevalent Auditing Standards, which contemplate, inter alia, reliance on tests checks and the concept of materiality.

Considering the volume of transactions and information involved, the verification of the particulars given under this serial number 49 is based on the broad review of the procedures followed for ensuring compliances, review of Internal checks, internal control, test check of transactions and facts thereof.

The particulars are furnished by the management on which we have relied for completeness or accuracy.

Subject to the above, in our opinion and to the best of our information, and according to information given to us, the said accounts give a true and fair view—

- i. In the case of the balance sheet, of the state of affairs of the above named trust as on 31/03/2024 ;and
- ii. In the case of the Income and Expenditure account, of the income and application of its accounting year ending on 31/03/2024.

Subject to following observations or qualifications:



- a) Note No. G 'Loans & Advances' include Advance for Land at Rajarhat amounting of Rs 12 lakhs and Advance for Land at Chariswar amounting of Rs 88.45 lakhs, which have not been confirmed as on March 31st, 2024. Hence, we are unable to comment on its consequential impact upon receipt of such confirmation/Reconciliation, if any;
- b) Note No P 'Miscellaneous income' The trust has recognized Premium / Compensatory of Rs.70 lakhs as miscellaneous income against the advance of Rs 45 lakhs paid for purchase of Rajarhat; however, no formal cancellation agreement has been obtained. Hence, we are unable to comment on its consequential impact upon receipt.

The prescribed particulars are annexed hereto.

For Chetan & Co.
Chartered Accountants
Firm's Registration No. 321151E

Malaya Ray Chaudhuri
Partner
Membership No. 053201

UDIN: 24053201 BKH1ZJ4008

Place: Kolkata
Date: 30.09.2024



B.P.PODDAR FOUNDATION FOR EDUCATION
BALANCE SHEET AS AT 31ST MARCH 2024

LIABILITIES	NOTE	Amount(Rs.)	Amount(Rs.)	ASSETS	NOTE	Amount(Rs.)	Amount(Rs.)
TRUST FUND				FIXED ASSETS	A		
GENERAL FUND				AS PER SCHEDULE			
BALANCE AS PER LAST ACCOUNT		21,71,87,786		i) GROSS BLOCK		16,29,29,482	15,00,68,618
ADD: DONATION RECEIVED(CORPUS)		-		ii) LESS : DEPRECIATION		1,28,60,864	
ADD: EXCESS OF INCOME OVER EXPENDITURE		(17,88,027)		iii) NET BLOCK			
		21,53,99,759	21,53,99,759	iv) CAPITAL WORK-IN-PROGRESS			2,25,00,000.00
CURRENT LIABILITIES & PROVISIONS				CURRENT ASSETS, LOANS & ADVANCES			
OTHER LIABILITIES		8,85,16,569		CURRENT ASSETS			
ADVANCE AGAINST FEES		12,48,67,579	21,33,84,148	CASH IN HAND	B	34,87,851	
				CASH-AT-BANK			
				IN SAVINGS ACCOUNTS	C	46,66,371	
				IN CURRENT ACCOUNTS	D	5,25,83,988	
				IN FIXED DEPOSIT ACCOUNTS	E	4,62,64,372	10,70,02,583
				LOANS & ADVANCES			
				LOAN TO OTHER	F		
				ADVANCE RECOVERABLE IN CASH OR IN KIND FOR VALUE TO BE RECOVERED	G	7,41,13,381	
				INTEREST RECEIVABLE	H	9,46,951	
				DEPOSITS	I	28,97,223	7,79,57,555
				OTHER RECEIVABLE	J		7,12,55,152
TOTAL-			42,87,83,908	TOTAL-			42,87,83,908

SIGNIFICANT ACCOUNTING POLICIES & NOTES ON ACCOUNTS - SCHEDULE "X"

FOR CHETAN & CO.

CHARTERED ACCOUNTANTS

Firm Regn No. 821515 E

Malaya Ray Chaudhuri

Partner

Membership No-053201

Place: Kolkata

Date: 30.09.2024



For B.P. Poddar Foundation for Education
Trustee

For B.P. Poddar Foundation for Education
Trustee

B.P.PODDAR FOUNDATION FOR EDUCATION
INCOME & EXPENDITURE ACCOUNT
FOR THE YEAR ENDED 31ST MARCH 2024

EXPENDITURE	NOTE	Amount(Rs.)	INCOME BY FEES RECEIVED	NOTE	Amount(Rs.)	Amount(Rs.)
TO SALARY & OTHER ALLOWANCE	Q	13,53,44,506	ADMISSION	N	59,83,000	
CONTR. TO PROVIDENT & OTHER FUNDS	R	63,38,593	TUITION		22,01,70,037	
STAFF WELFARE	S	13,93,970	DEVELOPMENT FEE		58,44,300	
RENT ACCOUNT	I	42,72,291	LIBRARY BOOK BANK		41,77,000	
			REGISTRATION FEES		1,79,000	23,63,53,337
AUDIT FEES	U	1,06,200	INTEREST	Q		
DEPRECIATION	V	1,28,60,864	BANK & OTHERS			25,88,845
MISCELLANEOUS EXPENSES	W	11,22,03,404	MISCELLANEOUS RECEIPTS	P		3,17,89,621
EXCESS OF INCOME OVER EXPENDITURE-		-17,88,027				
TOTAL :-		27,07,31,803	TOTAL:-			27,07,31,803

SIGNIFICANT ACCOUNTING POLICIES & NOTES
 OF ACCOUNTS - SCHEDULE "X" AS PER REPORT ON EVEN DATE ATTACHED

FOR CHETAN & CO.
 CHARTERED ACCOUNTANTS
 Firm Regn No. 321151E

TRUSTEE


TRUSTEE

Malaya Ray Chaudhuri
 Partner
 Membership No-053201

For B.P. Poddar Foundation for Education
 Trustee

For B.P. Poddar Foundation for Education
 Trustee

Place:Kolkata
 Date:30.09.2024



B.P PODDAR FOUNDATION FOR EDUCATION	
CURRENT ASSETS & LOAN ADVANCES	Amount(Rs.)
CASH AT BANK & OTHERS INVESTMENT	
NOTE- "B"	
CASH- IN- HAND	1,05,928
INSTITUTE (VIP)	30,52,527
INSTITUTE (SALT LAKE)	3,29,397
	34,87,852
NOTE- "C"	
CASH AT BANK	
SAVINGS	
CENTRAL BANK OF INDIA-SAVINGS A/C	1,81,097
THE FEDERAL BANK- SAVINGS A/C	44,85,275
INDIAN OVERSEAS BANK	-
	46,66,371
NOTE-" D"	
CURRENT ACCOUNT	
BANK OF BARODA (TEGHARIA)	28,40,687
BANK OF BARODA (SALT LAKE)	41,94,272
CENTRAL BANK OF INDIA -CURRENT A/C	7,74,591
INDIAN OVERSEAS BANK	6,95,895
HDFC BANK -A/C NO. 0822	3,37,01,838
HDFC BANK -A/C NO. 302	62,70,903
PUNJAB NATIONAL BANK-KASHI FEES A/C	40,284
PUNJAB NATIONAL BANK-UNIT OF DPS	18,10,471
HDFC Current Account 50200053256649	12,381
HDFC Savings Account No. 50100386414560	14,22,202
THE FEDERAL BANK	8,20,466
SBI BANK-DPS	-
	5,25,83,988
NOTE-" E"	
FIXED DEPOSIT-DPS	
FIXED DEPOSITS	
	6,30,312
	4,56,34,060
	4,62,64,372



B.P PODDAR FOUNDATION FOR EDUCATION**Amount(Rs.)****NOTE- "F"****LOAN TO OTHER**

GEMINI DEALCOMM PVT LTD

NOTE- "G"**LOANS & ADVANCES (ASSETS)**

LOAN AND ADVANCES DPS KASHI

OPG TRAVELS

ADVANCE FOR LAND (CHARISWAR)

ADVANCE FOR LAND (RAJARHAT)

OSST-17-18

Loan & Advances

APARNA GHOSH

DELNET

EGC FACILITY MANAGEMENT PVT. LTD.

EXPENSES FOR DPS,KASHI

GRANT-MODRO-EE-DEPT.

OMS- A/C TIMES INTERNET LIMITED

Mk Electricals Works

Luxor Writing Instruments Pvt Ltd

Siemtel Telenetwork (P) Ltd.

RAIMATA IMPEX PVT. LTD.

SURENDRA SHARMA

UDCSR-ESA BOSE

UNIVERSITY DEVELOPMENT FEE

UNIVERSITY DEVELOPMENT FEE - S. LAKE

B.P.P.F.E.DPS,KASHI

B.P.PODDAR FOUNDATION FOR EDUCATION

B P PODDAR INSTITUTE OF MGT. & TECH

EUREKA FORBES LTD

FEST

GREEN EARTH TECHONOLOGIES

INCOME TAX DEMAND

INCOME TAX DEMAND(A.Y.2009-10)

MISC. INCOME RECEIVABLE

NSS CELL (SFU)-BPPIMT

PRATICK BISWAS (H.O)

PREPAID EXPENSES

SAYON PROCESS

SHIV KUMAR SHARMA

Vareli Tecnac (P) Ltd.

INCOME TAX DEMAND (A.Y. 2009-10)

TDS ASSETS

SEMESTER FEES RECEIVABLE

DPS KASHI RECEIVABLE

Golden Refrigeration Co

HRBP Publication

Iffco Tokia General Insurance Co Ltd

C D F LUCKNOW

Inspire Studio

Kavish Online Services Pvt Ltd

M/s. All Rounder

TOTAL**7,41,13,381**

B.P. PODDAR FOUNDATION FOR EDUCATION**NOTE- "H"****INTEREST RECEIVABLE**

INTEREST ACCRUED CESC/WBSEDCO LTD
Accured Interest on Fixed Deposit

Amount(Rs.)

7,08,182

2,38,769

9,46,951**NOTE- "I"****DEPOSIT**

DEPOSIT AGAINST TELEPHONE

DEPOSIT (A.PAUL)

DEPOSIT (ASHUTOSH PAUL)

Deposit CESC

DEPOSIT (VSNL)

DEPOSIT WITH WBSEB

SECURITY DEPOSIT(AIRTEL)

SECURITY DEPOSIT (BHARAT ELEC.SERVICE)

SECURITY DEPOSIT (CESC)

Security Deposit(Telephone)

SECURITY DEPOSIT (W.B.S.E.D.CO.LTD)

SECURITY DEPOSIT (CESC)

SECURITY DEPOSIT (ENGINEER SR. SATIONS)

Security Deposit (New Alipore Flat)

34,025

1,08,000

5,77,000

28,340

30,000

2,79,600

4,995

1,800

1,22,500

16,003

15,40,060

1,44,900

10,000

-

-

28,97,223**NOTE- "J"****OTHER RECEIVABLE**

ELECTRICITY CHARGES RECEIVABLE

MAKAUT -SWC

TAPAS YADAV

SUSHMITA ROY -S.L

ASSOCIATED ELECTRICALS & EQUIPMENTS CORPN.

DEEC EE ELECTROSYSTEMS PVT. LTD

MAX SERVICES

MEERA ENTERPRISE

PATHAK ENTERPRISE

SPB ENGINEERS (INDIA)

ADV AGAINST NEW ADMISION

ANINDYA SEN

Saquib Anwar,202381,ECE

ADV AGAINST FEES,7TH BATCH,CSE

01 ADV. AGAINST FEES , BBA (BA)

23RD ADV AGAINST FEES BBA

23RD BATCH ADV. AGAINST FEES BCA

ADV.AGAINST FEES,13TH BATCH,MCA

ADV. AGAINST FEES,14TH BATCH,CSE

ADV.AGAINST FEES 14TH BATCH MCA

ADV. AGAINST FEES ,15TH BATCH, CSE

ADV. AGAINST FEES, 15TH BATCH, ECE,

ADV. AGAINST FEES,15TH BATCH , EE

ADV. AGAINST FEES, 15TH BATCH, IT

ADV.AGAINST FEES, 15TH BATCH MCA

ADV. AGAINST FEES 16TH BATCH, BBA

ADV. AGAINST FEES 16TH BATCH ,BCA

ADV. AGAINST FEES 16TH BATCH, CSE

ADV. AGAINST FEES 16TH BATCH,ECE

ADV. AGAINST FEES 16TH BATCH ,EE

ADV. AGAINST FEES 16TH BATCH, IT

ADV.AGAINST FEES 17TH BATCH, BBA

ADV.AGAINST FEES,17TH BATCH BCA

ADV.AGAINST FEES,17TH BATCH, CSE

1,01,688

10,73,744

20,209

10,000

40,000

32,313

9,685

1,37,989

7,588

19,063

39,000

4,500

1,020

63,000

10,000

10,000

9,000

1,25,000

10,020

40

38,660

1,22,910

3,15,125

1,52,500

1,46,640

3,98,400

3,41,400

3,35,285

9,74,930

3,60,250

1,93,250

5,53,480

3,19,180

5,85,240



ADV.AGAINST FEES 17TH BATCH ECE	6,59,820
ADV.AGAINST FEES,17TH BATCH,EE	4,41,675
ADV.AGAINST FEES 17TH BATCH IT	2,52,920
ADV. AGAINST FEES 17TH BATCH MCA	96,660
ADV.AGAINST FEES,18TH BATCH BBA	11,50,040
ADV.AGAINST FEES,18TH BATCH-BCA	11,23,140
ADV.AGAINST FEES , 18TH BATCH, CSE	11,28,440
ADV.AGAINST FEES,18TH BATCH,ECE	11,45,580
ADV AGAINST FEES, 18TH BATCH,EE	4,54,111
ADV.AGAINST FEES, 18TH BATCH,IT	7,76,550
ADV. AGAINST FEES 18TH BATCH , MCA	2,88,200
ADV AGAINST FEES 19TH BATCH BBA	29,56,540
ADV AGAINST FEES 19TH BATCH BCA	20,42,710
Adv.Against Fees 19th Batch, MCA	2,18,900
Adv. Against Fees 1st Batch ,M Tech (Data Science)	25,000
ADV.AGAINST FEES 20TH BATCH CSE	7,71,475
ADV.AGAINST FEES 20TH BATCH ECE	10,93,570
ADV.AGAINST FEES 20th Batch EE	4,06,060
ADV AGAINST FEES 20TH BATCH IT	4,10,300
ADV. AGAINST FEES 20TH BATCH , MCA	2,83,740
Adv Against Fees 21 Batch BCA	5,37,595
ADV. AGAINST FEES 21 BATCH, MCA	3,61,920
Adv.- Against Fees 21 St Batch BBA	3,68,550
ADV AGAINST FEES 21TH BATCH, CSE	13,91,090
ADV. AGAINST FEES 21TH BATCH ECE	13,62,906
ADV. AGAINST FEES 21TH BATCH EE	38,125
Adv. Against Fees 21th Batch IT	4,39,880
Adv. Against Fees 22 Batch , BBA	1,36,700
ADV. AGAINST FEES 22 BATCH ,BCA	2,04,350
ADV. AGAINST FEES 22ND BATCH, CSE	7,62,150
Adv. Against Fees 22nd Batch , ECE	12,38,520
Adv. Against Fees 22nd Batch , EE	67,350
Adv. Against Fees 22nd Batch,IT	5,95,045
Adv. Against Fees 23rd Batch ,CSE	7,54,810
Adv. Against Fees 23rd Batch ,ECE	30,60,224
Adv. Against Fees 23rd Batch ,EE	7,26,500
Adv. Against Fees 23 Rd Batch, IT	9,58,370
ADV. AGAINST FEES 24TH BATCH , EE	1,47,490
ADV. AGAINST FEES 24TH BATCH , IT	12,12,500
Adv. Against Fees 25th Batch CSE	1,02,09,513
Adv. Against Fees 25th Batch ECE	55,74,575
Adv. Against Fees 25th Batch EE	10,43,400
Adv. Against Fees 25th Batch IT	81,30,650
ADV.AGAINST FEES LAT 16TH BATCH CSE	97,300
ADV.AGAINST FEES LAT 16TH BATCH ECE	16,750
ADV.AGAINST FEES LAT 16TH BATCH EE	58,500
Adv Against Fees M Tech-03	25,000
Adv. Againt Fees 24th Batch ,ECE	3,19,650
Adv. Aginst Fees 24th Batch ,CSE	12,00,500
Advance Against Fees 16th Batch MCA	3,79,360
ADVANCE AGAINST FEES 19TH BATCH CSE	13,56,510
Advance Against Fees,19th Batch,Ece	13,00,349
ADVANCE AGAINST FEES 19TH BATCH EE.	5,39,310
ADVANCE AGAINST FEES,19TH BATCH ,IT	11,26,550
ADVANCE AGAINST FEES 20TH BATCH ,BBA	20,06,880
ADVANCE AGAINST FEES 20TH BATCH ,BCA	12,19,740
	7,12,55,152
LIABILITIES	
NOTE-"K"	
FUND A/C	
BALANCE AS PER LAST ACCOUNT	21,71,87,786
ADD:CORPUS DONATION RECEIVED	-
	(17,88,027)
ADD: EXCESS OF INCOME OVER EXPENDITURE	21,53,99,759



B.P PODDAR FOUNDATION FOR EDUCATION

LIABILITIES	Amount(Rs)
NOTE- "L"	
OTHER LIABILITIES	
CHETAN & CO.	1,00,000
NISSAN DEVELOPERS & PROP. PVT. LTD	53,045
SAMADHAN	10,800
Prioritee	53,595
RASHMI PODDAR	5,32,000
Total A	7,49,440

B.P PODDAR FOUNDATION FOR EDUCATION

NOTE- "L"	(Amount Rs)
OTHER LIABILITIES(Continue)	
ADVANCE AGN. FEES 3RD. BATCH	21,000
ADV AGAINST FEES, 4TH BATCH	16,500
RELUCTANT	67,100
STATUTORY PAYABLE	21,36,020
TDS Payable	94,825
EPF Payable	3,43,012
Gupta Agrawal Jain & Co.	22,500
Salary Payable	11,08,048
Provision for EPF	2,92,133
ABIR CHATTERJEE	81,112
ADHIR CHANDRA CHOWDHURY	21,107
A. GUIN ,McGRAW-HILL REPRESENTATIVE	12,054
ANIMA PRINTER	84,332
ASHUTOSH PAUL	2,75,424
D.D.GENERAL & ELECTRICAL ORDER SUPPLIERS	73,160
Future Netsanchar Ltd	3,000
VIKRAM GAS SERVICES	25,316
I.D.ENTERPRISE	36,000
I.K. ENTERPRISE	94,932
MEGA TRADE CENTRE	5,409
MICRODATA COMPUTER SERVICES PVT. LTD	1,49,161
Mother Electric Works	35,224
NABA DIGANTA WATER MANAGEMENT LTD	9,688
PRIORITEE SYSTEMS	20,155
RASHMI ADVERTISING	1,632
RUBY DAS	38,023
Safeties	20,443
Shikshan Prokashani	25,000
UNICHEM SUPPLY AGENCY	3,894
BENGAL TRACOM PVT LTD	4,542
BISWAJIT ENTERPRISE	9,670
Offswing Communication	1,40,192
Pipal Tree Hotels	3,435
VRINDA BOOK CO.	1,40,567
ADVANCE AGAINST DMISSION 21-22	4,47,500
ADV. AGAINST ADMISSION 20-21	4,69,700
ADV. AGAINST FEES, 11TH BATCH, IT	38,000
ADVANCES FOR ADMISSION	1,18,54,562
DST PROJECT (LIPIKA ADHYA)	1,16,777
RETAINTION (VIP CAMPUS)	795
NBA WORK	482
ALEX HOME APPLIANCES	15,190
EBSCO International INC	1,24,671
OTIS ELEVATOR COMPANY (INDIA) LTD.	57,732
PACE ELEVATORS	12,980
STAFF ADVANCE	1,062
STAFF ADVANCE (SALT LAKE)	49,500
APTECH LTD.	23,130
NATIONAL ACADEMY OF SKILL DEVELOPEMENT	1,66,320
SUSPENSE	47,01,552
SUSPENSE - NOT UPDATED BY STUDENTS	9,62,647
Carried Forward	2,44,57,209
Brought Forward	2,44,57,209
Total B	2,44,57,209



B.P PODDAR FOUNDATION FOR EDUCATION

NOTE- "L"

Amount(Rs.)

OTHER LIABILITIES(Continue)

HDFC LIGHT COMMERCIAL VEHICLE LOAN	4,82,410
HDFC LIGHT COMMERCIAL VEHICLE LOAN	-
TDS PAYABLE	1,27,993
ACADEMY OF SKILL DEVELOPMENT	11,700
ASSOCIATION OF PROFESSIONAL ACADEMIC INSTS.	31,64,035
AYUSH PODDAR	1,99,840
CAUTION DEPOSIT	2,76,52,435
CAUTION DEPOSIT-SALT LAKE	27,74,280
CONVEYANCE ALLOWANCE PAYABLE	28,000
Deposit-Gorabazar	10,000
DHARA ENTERPRISE	27
Diti Dutta	10,000
DR.SUBIR CHOUDHURY	2,38,500
Electricity Charges Payable	6,24,028
EXAMINATION FEES RECEIVED	2,51,800
EXAMINATION FEES RECEIVED (S.LAKE)	61,213
Fees Untraceable	7,10,260
GROOMING FEE	3,000
Hbrp Publication	60,000
IET Exp	30,945
Jhaveri Technologies	2,655
KM ENTERPRISE	49,297
MAKAUT	7,80,457
MAKAUT REGISTRATION & DEVELOPMENT FEE	3,18,904
Matri Enterprise	31,515
M.H.,M Electronics	1,488
MISC. RECEIPT	2,081
Motor Car Repair and Maintenance -Payable	97,044
MSK SOLUTIONS	670
Municipal Tax Payable	2,56,120
Narayan Agarwal	1,27,350
NISSAN DEVELOPERS & PROP. PVT. LTD	47,358
ODD-EVEN EXAM (MAKAUT)	75,451
PRITAM KUMAR GHOSH (STAFF VIP CAMPUS)	35,742
RESEARCH INDIA PUBLICATION	12,500
Retention S.Lake	22,770
RETENSION	1,08,138
RETENSION ON PROFESSION	7,020
Samiran Mandal	7,356
SAYAN PROCESS	1,01,244
SCHOLARSHIP	99,980
Security Deposit -Indus Tower	1,00,500
SECURITY DEPOSIT(BHARATI TEL.)	68,500
SEMINAR & CONFERENCE A/C	12,150
Smart Solutions	2,09,873
SOFT SKILL TRAINING 2017 BATCH	21,500
SOFT SKILL TRAINING 2018 BATCH	75,977
SPIE Fund	3,35,143
SPONCERSHIP	1,35,846
STUDENT FUND	96,04,713
STUDENT FUND-SALT LAKE	33,39,223
SUDAM CHARAN DAS	76,230
Sunil Sharma	81,000
Superlite Electricals	12,000
SUMMER INDUSTRIAL TRAINING PROGRAMME	1,28,000
UGC-DAE-CSR CONT. GRANT (DR. RANJANA GOSWAMI)	8,708
UNIVERSITY REGISTRATION FEE	6,76,659
UNPAID SALARY	81,65,532
UNPAID SALARY -SALT LAKE	10,90,085
WBJEEB	4,88,996
YESMIN VAARIETY STORE	53,680

Total C

6,33,09,920

Grand Total A+B+C

8,85,16,569



B.P. PODDAR FOUNDATION FOR EDUCATION

(Amount Rs)

NOTE- "M"**CURRENT LIABILITIES****ADVANCE AGAINST FEES**

SECURITY DEPOSIT-DPS	99,50,022
OTHER PAYBLE	(8,13,511)
01 ADV. AGAINST FEES , BBA (BA)	18,83,805
02 ADV. AGAINST FEES , BBA (BA)	9,96,450
23RD ADV AGAINST FEES BBA	22,52,520
23RD BATCH ADV. AGAINST FEES BCA	57,02,580
ADV. AGAINST FEES,11TH BATCH,ECE	37,090
ADV. AGAINST FEES,12 TH BATCH,ECE	39,900
ADV.AGAINST FEES,12TH BATCH, M C A	1,400
ADV. AGAINST FEES,13TH BATCH, CSE	4,350
ADV. AGAINST FEES,13TH BATCH,IT	52,280
ADV. AGAINST FEES, 14TH BATCH,BBA	63,800
ADV. AGAINST FEES,14TH BATCH,CSE	3,000
ADV. AGAINST FEES,14TH BATCH, ECE	1,580
ADV.AGAINST FEES 14TH BATCH MCA	16,980
ADV. AGAINST FEES ,15TH BATCH,BBA	1,760
ADV. AGAINST FEES, 15TH BATCH, ECE,	320
ADV.AGAINST FEES, 15TH BATCH MCA	48,640
ADV. AGAINST FEES 16TH BATCH, BBA	10,23,340
ADV. AGAINST FEES 16TH BATCH ,BCA	8,26,560
ADV. AGAINST FEES 16TH BATCH, CSE	1,06,145
ADV. AGAINST FEES 16TH BATCH,ECE	1,51,808
ADV. AGAINST FEES 16TH BATCH ,EE	29,390
ADV. AGAINST FEES 16TH BATCH, IT	1,77,750
ADV.AGAINST FEES 17TH BATCH, BBA	18,22,925
ADV.AGAINST FEES,17TH BATCH BCA	12,83,137
ADV.AGAINST FEES,17TH BATCH, CSE	2,10,390
ADV.AGAINST FEES 17TH BATCH ECE	3,27,525
ADV.AGAINST FEES,17TH BATCH,EE	3,77,550
ADV AGAINST FEES 17TH BATCH IT	1,50,660
ADV. AGAINST FEES 17TH BATCH MCA	2,45,700
ADV.AGAINST FEES,18TH BATCH BBA	30,58,046
ADV.AGAINST FEES,18TH BATCH-BCA	18,07,167
ADV.AGAINST FEES , 18TH BATCH, CSE	9,84,787
ADV.AGAINST FEES,18TH BATCH,ECE	4,57,035
ADV AGAINST FEES, 18TH BATCH,EE	5,41,920
ADV.AGAINST FEES, 18TH BATCH,IT	6,18,863
ADV. AGAINST FEES 18TH BATCH , MCA	1,32,740
ADV AGAINST FEES 19TH BATCH BBA	26,77,266
ADV AGAINST FEES 19TH BATCH BCA	16,47,590
Adv.Against Fees 19th Batch, MCA	2,51,040
Adv Against Fees 1st Batch, IOT	15,000
Adv. Against Fees 1st Batch ,M Tech (Data Science)	93,020
ADV.AGAINST FEES 20TH BATCH CSE	23,14,792
ADV.AGAINST FEES 20TH BATCH ECE	4,75,160
ADV.AGAINST FEES 20th Batch EE	3,67,634
ADV AGAINST FEES 20TH BATCH IT	4,03,972
ADV. AGAINST FEES 20TH BATCH , MCA	4,63,558
Adv Against Fees 21 Batch BCA	23,94,190
ADV. AGAINST FEES 21 BATCH, MCA	15,66,320
Adv.- Against Fees 21 St Batch BBA	32,70,836
ADV AGAINST FEES 21TH BATCH, CSE	14,71,765
ADV. AGAINST FEES 21TH BATCH ECE	15,80,599
ADV. AGAINST FEES 21TH BATCH EE	46,97,120
Adv. Against Fees 21th Batch IT	9,72,820
Adv. Against Fees 22 Batch , BBA	30,46,800
ADV. AGAINST FEES 22 BATCH ,BCA	51,26,091
ADV. AGAINST FEES 22ND BATCH, CSE	47,81,280
Adv. Against Fees 22nd Batch , ECE	32,17,530
Adv. Against Fees 22nd Batch , EE	14,24,860
Adv. Against Fees 22nd Batch,IT	30,33,230
Adv. Against Fees 23rd Batch ,CSE	54,41,810
Adv. Against Fees 23rd Batch ,ECE	35,98,675
Adv. Against Fees 23rd Batch ,EE	27,37,311
Adv. Against Fees 23 Rd Batch, IT	28,34,256
ADV. AGAINST FEES 24TH BATCH , BBA	1,84,050
ADV. AGAINST FEES 24TH BATCH ,BCA	16,33,201
ADV. AGAINST FEES 24TH BATCH , EE	4,88,520
ADV. AGAINST FEES 24TH BATCH , IT	29,75,850



Adv. Against Fees 25th Batch CSE	8,76,613
Adv. Against Fees 25th Batch ECE	1,18,713
Adv. Against Fees 25th Batch EE	12,850
Adv. Against Fees 25th Batch IT	9,21,580
ADV.AGAINST FEES LAT 16TH BATCH CSE	60,320
ADV.AGAINST FEES LAT 16TH BATCH ECE	47,670
ADV.AGAINST FEES LAT 16TH BATCH EE	21,600
ADV.Against Fees LAT, 16th Batch IT	2,000
Adv Against Fees M Tech-03	4,30,000
Adv. Againt Fees 24th Batch ,ECE	26,92,780
Adv. Aginst Fees 24th Batch ,CSE	33,84,720
Advance Against Fees 16th Batch MCA	82,800
ADVANCE AGAINST FEES 19TH BATCH CSE	9,33,406
Advance Against Fees,19th Batch,Ece	10,24,197
ADVANCE AGAINST FEES 19TH BATCH EE.	2,91,880
ADVANCE AGAINST FEES,19TH BATCH ,IT	5,24,280
ADVANCE AGAINST FEES 20TH BATCH ,BBA	19,70,745
ADVANCE AGAINST FEES 20TH BATCH ,BCA	14,38,822
Adv. Gainst Fees 23rd Batch ,IT	1,33,340
ADVANCE AGAINST ADMISSION-VIP	1,01,36,714
TOTAL	12,48,67,579



B.P PODDAR FOUNDATION FOR EDUCATION	
Particulars	Amount(Rs.)
NOTE- "Q"	
<u>SALARY & OTHER ALLOWANCE</u>	
SALARY	12,83,46,318
HOUSE RENT ALLOWANCE	69,98,188
	13,53,44,506
NOTE- "R"	
<u>CONT. TO PROVIDENT & OTHER FUNDS</u>	
E.D.L.I. CHARGES	1,57,307
EMPLOYER'S CONT, TO PF	32,98,948
PF. ADMIN CHARGES	1,57,307
PENSION FUND	24,43,271
EMPLOYER'S CONT, TO ESI	2,81,760
	63,38,593
NOTE- "S"	
<u>STAFF WELFARE EXPENSES</u>	
STAFF WELFARE	7,72,370
MEDICAL ALLOWANCES	6,21,600
	13,93,970
NOTE - "T"	
<u>RENT PAID</u>	42,72,291
	42,72,291
NOTE- "U"	
<u>AUDIT FEES</u>	1,06,200
	1,06,200
NOTE- "V"	
<u>DEPRECIATION</u>	1,28,60,864
	1,28,60,864
B.P PODDAR FOUNDATION FOR EDUCATION	
	Amount(Rs.)
<u>MISCELLANEOUS EXPENSES</u>	
NOTE- "W"	
ADVERTISMENT & PUBLICITY	42,69,367
GENERAL EXPENSES	1,91,135
MEMBERSHIP FEES	25,370
PROFESSIONAL SERVICE CHARGES	25,08,370
TRAVELLING EXPENSES	8,31,582
BANK CHARGES	16,706
DONATION PAID	2,46,04,200
OPENING STOCK DIESEL	67,815
DIESEL CONSUMABLE	46,54,659
INTEREST ON LATE DEPOSIT OF EPF (7Q-14B)	1,82,060
ADMISSION EXPENSES	1,97,477
AI Coding Classes Exp.	3,60,216
CANTEEN/MESS EXPENSES	20,06,449
CBSE Exam Conducting Fees	50,133
CBSE SPORTS REGISTRATION FEES	10,000
CBSE TRAINING REGISTRATION FEES	20,000
COMPUTER REPAIR & MAINTENANCE	1,22,508
Digital Education Expenses	3,780
DPS FRENCHISE FEES	21,17,465
DPS SOCIETY MEETING EXPENSES	40,000
EARN LEAVE ENCASHMENT EXP	3,90,130
ELECTRICITY REPAIRING EXP	76,019
ELECTRICITY EXPENSES	31,500
EMPLOYEE CONTRIBUTION EPF	1,33,027
ESIC EXPENSES	46,568
Freight Charges Loading & Unloading Expenses	6,680
FUNCTION & FESTIVAL EXPENSES	3,65,556
GARDENING EXPENSES	83,840
GRATUITY EXPENSES	9,10,692
HOSTEL MAINTENANCE/ENTERTAINMENT EXPENSES	13,306
LAUNDRY WASHING & DRY CLEANING EXPENSES	2,82,815
LOAN PROCESSING CHARGES	1,892
MEDICLAIM EXPENSES	12,677
NEWS PAPER & MAGAZINE EXPENSES	44,809
PAMPHLET/LEAFLET FOR ADVERTISEMENT	1,38,305
POOJA EXPENSES	1,820
POSTAGE & COURIER EXPENSES	2,396
PRINTING & STATIONERY	6,99,699
TOTAL A	4,55,21,023



B.P PODDAR FOUNDATION FOR EDUCATION	
	Amount(Rs.)
MISCELLANEOUS EXPENSES	
NOTE- "W"(Continue)	
INSURANCE	5,96,217
INTEREST PAID	2,82,082
Civil Work of School	1,00,90,201
REPAIR & MAINTENANCE	11,67,286
REPAIR & MAINTENANCE GENERATOR	23,641
REPAIR & MAINTENANCE OF ROAD & H BATH	8,20,758
REPAIR & MAINTENANCE OF XEROX MACHN	11,300
ROUNDED OFF	(1)
SANITARY ITEMS PURCHASE EXP.	66,783
SCHOLARSHIP OF HIGHEST EXAMINATION STUDENTS	1,53,906
HO Expenses	22,19,765
SOFTWARE SERVICES	2,94,125
SPORTS EXPENSES	15,050
TELEPHONE EXP	1,78,558
TOUR & TRAVEL EXPENSES	2,68,548
VEHICLE RUNNING AND MAINTENANCE	12,78,286
WAGES TO CONTRACTUAL DRIVERS	25,62,617
WAGES TO CONTRACTUAL HELPER	16,02,546
WAGES TO CONTRACTUAL SWEEPER	20,23,164
WATCH & WORD EXPENSES	15,62,515
WEBSITE DEVELOPMENT EXPENSES	89,670
CITY OFFICE EXPENSES	1,45,743
AFFILIATION FEES	2,71,000
APPLICATION FEES	30,000
BANK CHARGES	-
BOOKS & PERIODICALS	14,763
BROUCHERS PRINTING CHARGES	1,07,750
CAR EXPENSES	1,68,000
CAR HIRE CHARGE	68,607
COMPUTER EQUIPMENTS	5,61,396
CONSULTANCY FEE	58,000
COMPUTER STATIONERY	20,593
CONVEYANCE	80,359
CONVEYANCE ALLOWANCES	5,20,268
COOLIE & CARTAGE	5,700
COUNCELLING EXPENSES	7,21,451
COURIER CHARGES	2,025
ELECTRIC CHARGES	65,43,932
EDUCATIONAL FAIR EXPENSES	8,32,093
EXAMINATION EXPENSES	3,75,966
EXTERNAL EXAMINATION EXPENSES	3,05,593
FACULTY DEVELOPMENT EXPENSES	-
FEST EXPENSES	30,479
FOUNDATION DAY CELEBRATION EXPS.	7,20,485
FRESHER'S WELCOME	1,40,898
GARDENING EXPENSES	27,925
GRATUITY	1,77,096
GREY MATTER	8,965
HIRE CHARGES	12,000
HONOURIUM	49,23,458
INDUSTRIAL VISIT	13,000
INSPECTION EXPENSES	72,155
INSTITUTE STUDENT FUND EXPENSES	6,198
INTERNET EXPENSES	92,844
INTERNET LEASE RENT	7,84,699
INVIGILATION DUTY EXPENSES	950
JOINT ENTRANCE EXAMINATION	45,473
JOUNAL -VIP	2,54,427
LABORATORY EXPENSES	62,153
LECTURE SESSION	1,660
LEGAL CHARGES	18,720
LIBRARY EXPENSES	12,526
MAKAUT EXAM. FORM FILL UP	18,800
MEDICAL EXPENSES	1,87,895
MEETING & CONFERENCE EXPENSES	3,272
MEETING FEE	20,982
MISC. EXPENSES	4,20,172
MOTOR CAR REP. & MAINTENACE	11,68,324
NBA EXPENSES	-
NETWORKING EXPENSES	7,062
OFFICE EXPENSES	31,359
OFFICE MAINTENANCE	1,59,495
PENAL INTEREST TO P.F.	423
PENALTY & INTEREST FOR PROF. TAX	300
PLACEMENT EXPENSES	1,62,054



POWER & FUEL	1,39,074
PRINTING & STATIONERY	7,71,193
PROCESSING FEE	3,43,000
PUJA EXPENSES	6,050
REPAIR & MAINTANENCE LAB EQUIP	61,124
REPAIR & MAINTENANCE (CIVIL)	9,39,952
REPAIR & MAINTENANCE (COMPUTER)	13,564
REPAIR & MAINTENANCE (ELECTRICAL)	2,65,232
REPAIRS AND MAINTENANCE (ELCTRICAL)	900
REPAIRS & MAINTENANCE	36,02,551
REPAIRS TO FURNITURE	2,15,935
SECURITY SERVICE CHARGES	24,08,925
SEMINAR EXPENSES	39,596
SERVICE CHARGES	10,000
SOFTWARE LICENSE FEE	5,900
SPORTS & GAMES	1,97,040
STUDENT CONNECT PROGRAM	11,168
STUDENT REGISTRATION FEES	6,000
SUBSCRIPTION	6,62,510
SARASWATI PUJA	1,46,482
TELEPHONE & TELEX INTERNET CHARGES	1,73,582
TRAINING EXPENSES	83,668
TRANSPORTATION CHARGES	1,059
TUITION FEE RELIEF (SWC)	3,08,619
TUITION FEE RELIEF (TFW)	64,38,850
WEBSITE EXPENSES	8,300
UNIVERSITY REGISTRATION FEE- SALT LAKE	2,150
XEROX CHARGES PAID	13,411
INDIRECT EXP-SL	68,348
TCS EXPENSES	12,161
ALUMINI ACTIVITY	2,972
ANNUAL MAINTANENCE CHAREGES	3,40,464
BONUS	9,326
ANTI RAGGING AFFIDAVIT FEE	3,502
ANTI RAGGING EXPENSES	2,848
IETE STUDENT CHAPTER	-
BOOK FAIR	3,95,918
HACK ON	7,546
JOURNAL	-
LAB MANNUAL	65,580
LATE FEES AND DAMAAGE (PF)	8,63,806
MUNICIPAL TAX	20,36,152
NBA COMPLIANCE FEE	-
NBCC EXAM EXPENSES	-
REPAIR AND MAINTENANCE (GUEST HOUSE)	5,000
REPUBLIC DAY CELEBERATION	-
ROUND OFF	18
STUDENT ADMISION EXP	-
TRANSACTION SMS	2,655
VISHWAKARMA PUJA	1,97,452
VIVA-VOCE EXAMS EXPENSES	15,000
WORK SHOP EXP	27,694
ZOOM PLATFORM EXPENSES	23,600
Total B	6,66,82,381
GRAND TOTAL A+B	11,22,03,404




B.P PODDAR FOUNDATION FOR EDUCATION	
	Amount(Rs.)
NOTE- "N"	
<u>FEES RECEIVED</u>	
ADMISSION FEES	59,83,000
TUTION FEES	22,01,70,037
DEVELOPMENT FEE	58,44,300
LIBRARY & BOOK BANK	41,77,000
REGISTRATION FEES	1,79,000
	23,63,53,337
NOTE- "O"	
<u>INTEREST RECEIVED</u>	
INTEREST ON SAVINGS IF D ACCOUNT	25,88,845
	25,88,845
NOTE- "P"	
<u>MISC. RECEIPTS</u>	
MISCELLANEOUS RECEIPT	91,66,758
CAUTION MONEY/ POCKET MONEY	12,900
LATE FINE CHARGES	3,54,596
PROFIT ON SALE OF OLD SCRAP VEHICLES	1,39,201
T C CHARGES	14,800
SUBSIDY (SPONCERSHIP) OF VEHICLES INSURANCE	1,74,983
Terminal Fees	4,22,000
Improvement From Fees	490
Hostel / Boarding Fees	77,68,140
Bus fees for	96,08,050
CLOSING STOCK OF DIESEL	-
BROUCHER	60,500
ELECTRIC CHARGES RECEIVED	12,45,905
FINE , PENALTY & LATE FEE	47,140
LIABILITY WRITTEN BACK	-
LIBRARY FINE	4,530
RENT RECEIVED	5,76,000
PARTICIPATION FEES	45,810
TRAINING & EXAM. FEES	4,400
XEROX CHARGES RECD. (VIP)	7,929
XEROX CHARGES RECEIVED	2,861
JUNK DISPOSAL	53,705
LAB MANNUAL-RECEIPT	1,20,745
LIBRARY PRINTING -VIP	24,615
SALE OF SCRAP_S LAKE	24,200
Liability Not Required Written Back	14,96,394
INCOME FROM EXTERNAL EXAM	4,12,969
TOTAL INCOME-	3,17,89,621
GRAND TOTAL (B)	27,07,34,803
EXCESS OF EXPENDITURE OVER INCOME (B-A)	(17,88,027)




B.P. PODDAR INST. OF MGMT. & TECH
1-Apr-2023 to 31-Mar-2024


PARTICULARS	RATE OF DEP.	OPENING BALANCE	DATE OF ADDITION FROM TO	Addition / Sale	Total	No. of Days	Depreciation	Closing Balance
A.C. MACHINE	0.15	6,19,498	1-Apr-2023 31-Mar-24	-	6,19,498	365	92,925	5,26,573
			13-Jun-2023 31-Mar-24	92,900	92,900	292	13,935	78,965
TOTAL - I		6,19,498		92,900	7,12,398	0	1,06,860	6,05,538
A.C. MACHINE (SALT LAKE)	0.15	23,302	1-Apr-2023 31-Mar-24	-	23,302	365	3,495	19,807
			1-May-2023 31-Mar-24	7,80,000	7,80,000	335	1,17,000	6,63,000
TOTAL - II		23,302		7,80,000	8,03,302	0	1,20,495	6,82,807
Air Conditioner	0.15	32,834	1-Apr-2023 31-Mar-24	-	32,834	365	4,925	27,909
			23-May-2023 31-Mar-24	2,07,600	2,07,600	313	31,140	1,76,460
TOTAL - II		32,834		2,07,600	2,40,434	0	36,065	2,04,369
Air Purifier	0.15	7,534	1-Apr-2023 31-Mar-24	-	7,534	365	1,130	6,404
TOTAL - II		7,534		-	7,534	-	1,130	6,404
Bar Code Reader	0.15	2,275	1-Apr-2023 31-Mar-24	-	2,275	365	341	1,934
TOTAL - II		2,275		-	2,275	-	341	1,934
Battery	0.15	74,633	1-Apr-2023 31-Mar-24	-	74,633	365	11,195	63,438
			1-Jun-2023 31-Mar-24	3,68,300	3,68,300	304	55,245	3,13,055
			28-Jun-2023 31-Mar-24	1,48,380	1,48,380	277	22,257	1,26,123
TOTAL - II		74,633		5,16,680	5,91,313	-	88,697	5,02,616
Battery-Park Street	0.15	-	1-Jun-2023 31-Mar-24	27,900	27,900	304	4,185	23,715
TOTAL - II		-		27,900	27,900	0	4,185	23,715
Biometric Device-SL	0.15	15,874	1-Apr-2023 31-Mar-24	-	15,874	365	2,381	13,493
			31-Jan-2024 31-Mar-24	7,729	7,729	60	580	7,149
TOTAL - II		15,874		7,729	23,603	-	2,961	20,642
BUILDING	0.10	1,44,60,291	1-Apr-2023 31-Mar-24	-	1,44,60,291	365	14,46,029	1,30,14,262
TOTAL - IV		1,44,60,291		-	1,44,60,291	-	14,46,029	1,30,14,262
BY-CYCLE	0.15	256	1-Apr-2023 31-Mar-24	-	256	365	38	218
TOTAL - V		256		-	256	-	38	218




CCTV - S Lake	0.15	93,544	1-Apr-2023	31-Mar-24	-	93,544	365	14,032	79,512
			7-Feb-2023	31-Mar-23	-	-	-	-	-
TOTAL - V		93,544				93,544	-	14,032	79,512
CCTV-VIP	0.15	3,08,442	1-Apr-2023	31-Mar-24	-	3,08,442	365	46,266	2,62,176
			5-Mar-2024	31-Mar-24	30,760	30,760	26	2,307	28,453
			30-Mar-2024	31-Mar-24	2,11,661	2,11,661	1	13,875	1,95,786
					-	-	0	-	-
TOTAL - VI		3,08,442			2,42,421	5,50,863	-	64,448	4,86,415
CELLING FAN	0.15	12,425	1-Apr-2023	31-Mar-24	-	12,425	365	1,864	10,561
					-	-	-	-	-
TOTAL - VI		12,425				12,425	-	1,864	10,561
COMPUTER	0.40	23,63,502	1-Apr-2023	31-Mar-24	-	23,63,502	365	9,45,401	14,18,101
			24-Jul-2023	31-Mar-24	8,42,520	8,42,520	251	3,37,008	5,05,512
			29-Jul-2023	31-Mar-24	13,671	13,671	246	5,468	8,203
			23-Aug-2023	31-Mar-24	9,49,900	9,49,900	221	3,79,950	5,69,940
			11-Oct-2023	31-Mar-24	13,671	13,671	172	2,734	10,937
					18,19,762	41,83,264	-	18,70,571	25,12,693
TOTAL - VII		23,63,502							
COMPUTER (SALT LAKE)	0.40	2,656	1-Apr-2023	31-Mar-24	-	2,656	365	1,063	1,593
			8-Nov-2023	31-Mar-24	16,28,400	16,28,400	144	3,26,660	13,02,720
					-	-	0	-	-
TOTAL - VIII		2,656			16,28,400	16,31,056	-	3,26,743	13,04,313
COMPUTER WIRELESS NETWORKING	0.40	2,177	1-Apr-2023	31-Mar-24	-	2,177	365	871	1,306
			13-Jun-2023	31-Mar-24	1,06,300	1,06,300	282	42,520	63,780
			30-Sep-2023	31-Mar-24	5,164	5,164	183	2,066	3,098
					1,11,464	1,13,641	-	45,457	68,194
TOTAL - IX		2,177							
COMPUTER WIRELESS NETWORKING SL	0.40	1,312	1-Apr-2023	31-Mar-24	-	1,312	365	525	787
					-	-	-	-	-
TOTAL - IX		1,312				1,312	-	525	787
CODLESS PHONE	0.15	2,307	1-Apr-2023	31-Mar-24	-	2,307	365	346	1,961
					-	-	-	-	-
TOTAL - X		2,307				2,307	-	346	1,961
D.G.SET	0.15	2,71,420	1-Apr-2023	31-Mar-24	-	2,71,420	365	40,713	2,30,707
					-	-	0	-	-
TOTAL - X		2,71,420				2,71,420	-	40,713	2,30,707
DIGITAL CAMERA	0.15	876	1-Apr-2023	31-Mar-24	-	876	365	131	745
					-	-	-	-	-
TOTAL - XI		876				876	-	131	745




DONGLE	0.4	1,237	1-Apr-2023	31-Mar-24	-	1,237	365	495	742
TOTAL - XI		1,237				1,237	-	495	742
ELEC. INSTALLATION(S/LAKE)	0.15	2,929	1-Apr-2023	31-Mar-24	-	2,929	365	439	2,490
TOTAL - XII		2,929				2,929	-	439	2,490
ELEC. EQUIPMENT	0.15	3,87,774	1-Apr-2023	31-Mar-24	-	3,87,774	365	58,166	3,29,608
TOTAL - XII		3,87,774				3,87,774	365	58,166	3,29,608
ELECTRICAL FITTING	0.10	1,72,631	1-Apr-2023	31-Mar-24	-	1,72,631	365	17,263	1,55,368
TOTAL - XIII		1,72,631				1,72,631	-	17,263	1,55,368
ELECTRIC INSTALLATION	0.15	3,24,453	1-Apr-2023	31-Mar-24	-	3,24,453	365	48,668	2,75,785
TOTAL - XIV		3,24,453				3,24,453	-	48,668	2,75,785
FINGER PRINT READER	0.15	2,859	1-Apr-2023	31-Mar-24	-	2,859	365	429	2,430
TOTAL - XV		2,859				2,859	-	429	2,430
FIRE FIGHTING EQUIPMENTS	0.15	25,04,874	1-Apr-2023	31-Mar-24	-	25,04,874	365	3,75,731	21,29,143
TOTAL - XVI		25,04,874				25,04,874	-	3,75,731	21,29,143
FIRE EXTINGUISHER	0.15	70,643	1-Apr-2023	31-Mar-24	-	70,643	365	10,596	60,047
TOTAL - XVI		70,643				70,643	-	10,596	60,047
FURNITURE & FIXTURE	0.10	26,58,360	1-Apr-2023	31-Mar-24	-	26,58,360	365	2,65,836	23,92,524
TOTAL - XVII		26,58,360				26,58,360	365	2,65,836	23,92,524
FURNITURE & FIXTURE(S/LAKE)	0.10	1,52,729	1-Apr-2023	31-Mar-24	-	1,52,729	365	15,273	1,37,456
TOTAL - XVIII		1,52,729				1,52,729	365	15,273	1,37,456
		60,000	12-Oct-2023	31-Mar-24	-	60,000	171	3,000	57,000
		60,000				60,000	-	18,273	1,94,456




LABORATORY EQUIPMENT	0.15	23.15.202	1-Apr-2023	31-Mar-24	15,653	23.15.202	365	3,47,280	19,67,922
			1-Jun-2023	31-Mar-24	17,700	15,653	304	2,349	13,305
			13-Jun-2023	31-Mar-24	20,500	17,700	292	2,655	15,045
			18-Aug-2023	31-Mar-24	16,226	20,500	226	3,075	17,425
			1-Sep-2023	31-Mar-24	2,000	16,226	212	2,434	13,792
			5-Sep-2023	31-Mar-24	5,216	2,000	208	300	1,700
			8-Sep-2023	31-Mar-24	1,36,398	5,216	205	782	4,434
			28-Sep-2023	31-Mar-24	3,647	1,36,398	185	20,460	1,15,938
			7-Oct-2023	31-Mar-24	9,610	3,647	176	274	3,373
			1-Nov-2023	31-Mar-24	2,740	9,610	151	721	8,889
			5-Dec-2023	31-Mar-24	23,010	2,740	117	206	2,534
			16-Feb-2024	31-Mar-24	5,841	23,010	106	1,726	21,284
			30-Mar-2023	31-Mar-24	73,160	5,841	38	438	5,403
						73,160	367	10,974	62,186
		23.15.202			3,31,701	28,46,903	-	3,93,673	22,53,230
TOTAL - XIX									
LAND		1.08.25.670	1-Apr-2023	31-Mar-24	-	1.08.25.670	-	-	1.08.25.670
		1.08.25.670			-	1.08.25.670	-	-	1.08.25.670
TOTAL - XX									
LAP TOP	0.40	49,901	1-Apr-2023	31-Mar-24	-	49,901	365	19,960	29,941
					-	-	0	-	-
		49,901			-	49,901	-	19,960	29,941
TOTAL - XXI									
LCD PROJECTOR	0.15	3,54,628	1-Apr-2023	31-Mar-24	-	3,54,628	365	53,194	3,01,434
		3,54,628			-	3,54,628	-	53,194	3,01,434
TOTAL - XXII									
LIBRARY BOOKS	0.40	5,78,357	1-Apr-2023	31-Mar-24	-	5,78,357	365	2,31,343	3,47,014
			7-Aug-2023	31-Mar-24	2,48,083	2,48,083	237	99,233	1,48,850
			24-Nov-2023	31-Mar-24	1,98,443	1,98,443	128	39,699	1,58,764
			27-Mar-2024	31-Mar-24	82,676	82,676	4	16,535	66,141
			30-Mar-2024	31-Mar-24	36,000	36,000	1	7,200	28,800
			30-Mar-2024	31-Mar-24	94,932	94,932	1	18,985	75,946
					-	-	0	-	-
		5,78,357			6,60,134	12,38,491	-	4,12,986	8,25,505
TOTAL - XXIII									
LIBRARY BOOKS (SALT LAKE)	0.40	6,04,944	1-Apr-2023	31-Mar-24	-	6,04,944	365,00	2,41,977	3,62,967
			13-Jun-2023	31-Mar-24	37,139	37,139	292,00	14,856	22,283
			23-Aug-2023	31-Mar-24	1,31,780	1,31,780	221,00	52,712	79,068
			16-Nov-2023	31-Mar-24	2,44,366	2,44,366	136,00	48,873	1,95,493
					-	-	-	-	-
		6,04,944			4,13,285	10,18,229	-	3,58,419	6,59,811
TOTAL - XXIV									



LIFT	0.15	91,993	1-Apr-2023	31-Mar-24	-	-	91,993	365	13,799	78,194
TOTAL - XXV		91,993					91,993	-	13,799	78,194
MICRO WAVE OVEN	0.15	1,349	1-Apr-2023	31-Mar-24	-	-	1,349	365	202	1,147
TOTAL - XXVI		1,349					1,349	-	202	1,147
MOBILE	0.15	1,03,276	1-Apr-2023	31-Mar-24	-	-	1,03,276	365	15,491	87,785
			6-Apr-2023	31-Mar-24	4,200	360	4,200	360	315	3,885
			24-Jul-2023	31-Mar-24	1,650	251	1,650	251	124	1,526
					-	0	-	0	-	-
TOTAL - XXVII		1,03,276			6,050	-	1,09,126	-	15,930	93,196
MOBILE SALT LAKE	0.15	4,716	1-Apr-2023	31-Mar-24	-	-	4,716	365	707	4,009
TOTAL - XXVIII		4,716			-	-	4,716	-	707	4,009
MOBILE PHONE TRAINER	0.15	5,530	1-Apr-2023	31-Mar-24	-	-	5,530	365	829	4,701
TOTAL - XXIX		5,530			-	-	5,530	-	829	4,701
MOTOR VIP	0.4	-	30-Mar-2024	31-Mar-24	1,49,161	1	1,49,161	1	29,832	1,19,329
TOTAL - XXX		-			1,49,161	-	1,49,161	-	29,832	1,19,329
MOTOR CAR	0.15	3,167	1-Apr-2023	31-Mar-24	-	-	3,167	365	475	2,692
TOTAL - XXXI		3,167			-	-	3,167	-	475	2,692
MUSIC SYSTEM	0.15	41,941	1-Apr-2023	31-Mar-24	-	-	41,941	365	6,291	35,650
			17-Jan-2023	31-Mar-24	9,525	439	9,525	439	1,429	8,096
			7-Feb-2023	31-Mar-24	9,850	418	9,850	418	1,476	8,372
TOTAL - XXXII		41,941			19,375	-	61,316	-	9,198	52,118
Note Counting Machine	0.15	3,120	1-Apr-2023	31-Mar-24	-	-	3,120	365	468	2,652
TOTAL - XXXIII		3,120			-	-	3,120	-	468	2,652
OFFICE EQUIPMENT	0.15	3,59,876	1-Apr-2023	31-Mar-24	-	-	3,59,876	365	53,981	3,05,895
			26-May-2023	31-Mar-24	650	310	650	310	98	552
			31-Jan-2023	31-Mar-24	2,630	425	2,630	425	395	2,235
TOTAL - XXXIV		3,59,876			3,280	-	3,63,156	-	54,474	3,08,682



OFFICE EQUIPMENT SALT LAKE	0.15	34,829	1-Apr-2023	31-Mar-24	-	34,829	365	5,224	29,605
TOTAL - XXXIII		34,829	-	-	-	34,829	0	5,225	29,604
PRINTER & SCANNER	0.4	87,328	1-Apr-2023	31-Mar-24	-	87,328	365	34,931	52,397
TOTAL - XXXIV		87,328	-	-	-	87,328	0	34,931	52,397
PRINTER & SCANNER (SALT LAKE)	0.4	21,434	1-Apr-2023	31-Mar-24	-	21,434	365	8,573	12,861
TOTAL - XXXV		21,434	-	-	-	21,434	0	8,573	12,861
PROJECTOR	0.15	1,29,709	1-Apr-2023	31-Mar-24	-	1,29,709	365	19,466	1,10,253
TOTAL - XXXVI		1,29,709	28-Jun-2023	31-Mar-24	61,601	61,601	277	9,240	52,361
PROJECTOR - SALT LAKE	0.15	39,017	1-Apr-2023	31-Mar-24	-	39,017	365	5,853	33,164
TOTAL - XXXVII		39,017	-	-	-	39,017	0	5,853	33,164
REFRIGERATOR	0.15	5,902	1-Apr-2023	31-Mar-24	-	5,902	365	885	5,017
TOTAL - XXXVIII		5,902	-	-	-	5,902	0	885	5,017
SOLAR POWER SYSTEM	0.4	1,123	1-Apr-2023	31-Mar-24	-	1,123	365	449	674
TOTAL - XXXVII		1,123	-	-	-	1,123	-	449	674
SOFTWARE KIT	0.40	1,508	1-Apr-2023	31-Mar-24	-	1,508	365	603	905
TOTAL - XXXVIII		1,508	-	-	-	1,508	-	603	905
SPORTS EQUIPMENTS	0.15	5,741	1-Apr-2023	31-Mar-24	-	5,741	365	861	4,880
TOTAL - XXXIX		5,741	18-Oct-2023	31-Mar-24	24,700	24,700	165	1,853	22,847
SPORTS EQUIPMENTS S.L.		5,667	1-Apr-2023	31-Mar-24	-	5,667	365	850	4,817
TOTAL - XXXX		5,667	-	-	-	5,667	0	850	4,817





Motor Pump VIP	0.15	26,004	1-Apr-2023	31-Mar-24	-	26,004	365	3,901	22,103
TOTAL - XXXXVIII		26,004				26,004		3,901	22,102
UPS System	0.15	55,524	1-Apr-2023	31-Mar-24		55,524	365	8,329	47,195
		18-May-2023	31-Mar-24	1,49,161	1,49,161	318	22,374	1,26,787	
		23-Mar-2023	31-Mar-24	1,48,380	1,48,380	313	22,257	1,26,123	
TOTAL - XXXXVIII		55,524			2,97,541	3,53,086		52,960	3,00,104
WEB Camera	0.15	38,436	1-Apr-2023	31-Mar-24		38,436	365	5,765	32,671
TOTAL - XXXXVIII		38,436				38,436		5,765	32,670
Xerox Machine -Park Street	0.15	21,497	1-Apr-2023	31-Mar-24		21,497	365	3,225	18,272
TOTAL - XXXXVIII		21,497				21,497		3,225	18,271
40 KVA DG SET S. LAKE	0.15	2,86,860	1-Apr-2023	31-Mar-24		2,86,860	365	43,029	2,43,831
TOTAL - XXXXIX		2,86,860				2,86,860		43,029	2,43,830
INVERTER CITY OFFICE	0.15	31,934	1-Apr-2023	31-Mar-24		31,934	365	4,790	27,144
TOTAL - XXXXIX		31,934				31,934		4,790	27,143
LCD PROJECTOR -SALT LAKE	0.15	1,14,251	1-Apr-2023	31-Mar-24		1,14,251	365	17,138	97,113
TOTAL - XXXXX		1,14,251				1,14,251		17,138	97,112
MOUNTED FAN	0.15	-	1-Apr-2023	31-Mar-24	4,400	4,400	365	660	3,740
TOTAL - XXXXX					4,400	4,400		660	3,739
GRAND TOTAL OF FIXED ASSETS - (A) (I - XXXXVIII)		4,16,04,730			79,89,218	4,95,21,587		66,49,088	4,30,49,553
WORK IN PROGRESS									
CAPITAL W-I-P -UNDISTRIBUTED LAP TOP									
CAPITAL W-I-P -FIRE-FIGHTING									
GRAND TOTAL OF W-I-P (B)									
GROSS TOTAL (A+B)		4,16,84,730			79,89,218	4,95,21,587		66,49,088	4,30,49,553



Fixed Assets
B.P. PODDAR FOUNDATION FOR EDUCATION

1-Apr-2023 to 31-Mar-2024

Particulars	Rate of Depr.	Opening Balance	Date of Addition		Amt. of Addition / Sale	TOTAL	No. of days	Depreciation	Closing Balance
			FROM	TO					
LAND									
LAND AT GOPALPUR		66,15,627	01.04.2023	31.03.2024	-	66,15,627	365	-	66,15,627
LAND AT CHARISWAR		3,70,13,493	01.04.2023	31.03.2024	-	3,70,13,493	365	-	3,70,13,493
LAND AT GOLAGHATA		17,42,218	01.04.2023	31.03.2024	-	17,42,218	365	-	17,42,218
TOTAL LAND (A)		4,53,71,339			-	4,53,71,339	-	-	4,53,71,339
A.C.MACHINE (B)	0.15	9,913	01.04.2023	31.03.2024	-	9,913	365	1,487	8,426
DIGITAL CAMERA (C)	0.15	8,532	01.04.2023	31.03.2024	-	8,532	365	1,280	7,252
MOBILE	0.15	7,266	01.04.2023	31.03.2024	-	7,266	365	1,090	6,176
MOBILE (D)	0.15	7,266			-	7,266		1,090	6,176
TELEVISION (F)	0.40	2,374	01.04.2023	31.03.2024	-	2,374	365	950	1,425
TELEPHONE INSTRUMENT (G)	0.15	871	01.04.2023	31.03.2024	-	871	365	131	741
PRINTER & SCANNER (H)	0.40	2,775	01.04.2023	31.03.2024	-	2,775	365	1,110	1,665
GRAND TOTAL (A+B+C+D+E+F+G)		4,56,03,050			-	4,54,03,070		6,047	4,53,97,023




SCHEDULE - B : FIXED ASSETS- 31-03-2024

DESCRIPTION	OPENING BALANCE	ADDITION		TOTAL	DEPRECIATION		DELETION DURING THE YEAR	CLOSING BALANCE
		Before 03 Oct	After 03 Oct		RATE	AMOUNT		
FIXED ASSETS - 0% DEPRECIATION								
Land & Land Development	1,64,59,347			1,64,59,347	-			1,64,59,347
FIXED ASSETS - 10% DEPRECIATION								
Black Board	68,963			68,963	10%	6,896		62,067
Dell Projector	28,511			28,511	10%	2,851		25,660
Furniture & Fixture	21,98,548	5,60,285		28,05,561	10%	2,78,220		25,27,341
Hostel Bed	1,53,613			1,53,613	10%	15,361		1,38,251
Land & Building	3,92,70,267			3,92,70,267	10%	39,27,027		3,53,43,240
Library Books (NCR)	3,135			3,135	10%	313		2,821
Road and Bridges	1,73,974			1,73,974	10%	17,397		1,56,577
Swimming Pool	8,17,996			8,17,996	10%	81,800		7,36,197
Wheel Chair	1,953			1,953	10%	195		1,758
Total...	4,27,16,961			4,33,23,973		43,30,061		3,89,93,912
FIXED ASSETS - 15% DEPRECIATION								
Air Conditioner	8,04,928			8,04,928	15%	1,20,739		6,84,189
Almtrah	99,971			99,971	15%	14,996		84,975
Battery for Vehical		21,150		42,140	15%	4,747		37,393
Carpet	2,800			2,800	15%	420		2,380
CC TV PA System	2,64,929			2,64,929	15%	39,739		2,25,189
Coffee Machine	2,893			2,893	15%	434		2,459
Cooler	33,204			33,204	15%	4,981		28,223
Counting Machine	3,208			3,208	15%	481		2,727
Cycle	117			117	15%	18		99
Digital Camera	95,214	64,008		2,07,122	15%	27,476		1,79,647
D V D Player	4,276			4,276	15%	641		3,634
Electric Goods	2,55,549			2,55,549	15%	38,332		2,17,217
Electronics	21,113			21,113	15%	3,167		17,946
EPABX	10,085			10,085	15%	1,513		8,572
Fire Extinguisher	21,435			21,435	15%	3,215		18,220
Face Baionatic		9,500		9,500	15%	1,425		8,075
Fire Fighting System	1,98,603			1,98,603	15%	29,790		1,68,812
Fly Capture	3,073			3,073	15%	461		2,612
Fogging Machine	10,230			10,230	15%	1,535		8,696
Garden Equipments	1,020			1,020	15%	153		867
Gas Stove	3,662			3,662	15%	549		3,113
Generator	91,799			91,799	15%	13,770		78,029
Hand Sanitizer Machine	7,619			7,619	15%	1,143		6,476



Inverter	16,356	-	-	16,356	15%	2,453	-	13,903
Inverter Battery	6,112	-	-	6,112	15%	917	-	5,195
JSP Jungle King 2 Horse Power	19,656	-	-	19,656	15%	2,948	-	16,708
Kitchen Items	1,078	-	39,000	40,078	15%	3,087	-	36,992
Lab Equipments	60,195	-	-	60,195	15%	9,029	-	51,165
LCD Projector	8,106	52,224	-	60,330	15%	9,050	-	51,281
Library Books	46,352	-	-	46,352	15%	6,953	-	39,399
Life Jacket	4,833	-	-	4,833	15%	725	-	4,108
Medical Equipments	976	-	-	976	15%	146	-	829
Mike	2,563	-	-	2,563	15%	384	-	2,178
Mobile Phone	25,673	-	-	25,673	15%	3,851	-	21,822
Motor Cycle	10,782	-	-	10,782	15%	1,617	-	9,165
Musical Instruments	44,930	-	-	44,930	15%	6,740	-	38,191
Office Equipments	11,208	-	-	11,208	15%	1,681	-	9,527
Play Ground Equipments	20,274	-	-	20,274	15%	3,041	-	17,233
Play Group Equipments	23,123	-	-	23,123	15%	3,468	-	19,655
Printers	30,359	-	-	30,359	15%	4,554	-	25,805
Refrigerator	11,232	-	-	11,232	15%	1,685	-	9,547
Rickshaw Trolley	1,499	-	-	1,499	15%	225	-	1,274
Safe	2,520	-	-	2,520	15%	378	-	2,142
Sewing Machine	583	-	-	583	15%	87	-	495
Smart Class Hardware	5,63,062	-	-	5,63,062	15%	84,459	-	4,78,602
Software	2,10,021	-	-	2,10,021	15%	31,503	-	1,78,518
Solar Water Heating System	1,63,153	-	-	1,63,153	15%	24,473	-	1,38,680
Sports Items	1,35,063	-	1,13,605	2,48,668	15%	28,780	-	2,19,888
Submersible Pump	25,714	-	-	25,714	15%	3,857	-	21,857
Tape Recorder	296	-	-	296	15%	44	-	252
Telephone PCO	7,782	-	-	7,782	15%	1,167	-	6,615
Television	35,739	-	-	35,739	15%	5,361	-	30,378
Television LED	47,645	-	-	47,645	15%	7,147	-	40,498
Thermal Scanner	2,149	-	-	2,149	15%	322	-	1,827
Transformer	26,590	-	-	26,590	15%	3,989	-	22,602
U P S	11,221	-	43,200	54,421	15%	4,923	-	49,498
U P S Battery	56,430	-	-	56,430	15%	8,464	-	47,965
Vehicle Battery Charger	2,273	-	-	2,273	15%	341	-	1,932
Washing Machine	16,314	-	-	16,314	15%	2,447	-	13,867
Water Cooler	86,342	34,000	-	1,20,342	15%	18,051	-	1,02,291
Water Purifier	42,886	-	-	42,886	15%	6,433	-	36,453
Xerox Machine	1,39,614	-	-	1,39,614	15%	20,942	-	1,18,672
Total...	38,56,433	-	-	43,02,010	-	6,25,449	-	36,76,560
FIXED ASSETS -30% DEPRECIATION								
Boiler	70,040	-	-	70,040	30%	21,012	-	49,028
Buses	21,84,120	-	-	21,84,120	30%	6,55,236	-	15,28,884
Mini Van Mahindra	1,13,217	-	-	1,13,217	30%	33,965	-	79,252
Motor Car (Force Crusier)	1,00,138	-	-	1,00,138	30%	30,041	-	70,097
Total	24,87,515	-	-	24,87,515	-	7,40,254	-	17,27,260
FIXED ASSETS -40% DEPRECIATION								
Computer	2,26,686	9,60,520	-	11,87,206	40%	4,74,883	-	7,12,324
Ceiling Fan	205	87,500	-	87,500	40%	35,000	-	52,500
Dell Laptop	2,26,892	-	-	2,26,892	40%	82	-	123
Total	6,57,27,147	17,89,187	-	6,75,27,756	-	5,09,965	-	7,64,947
Total	6,57,27,147	-	3,11,423	6,75,27,756	-	62,05,729	-	6,16,22,027



ACCOUNTING POLICIES AND NOTES OF ACCOUNTS

NOTE-'X'

ACCOUNTING POLICIES & NOTES ON ACCOUNTS.

1.1 SYSTEM OF ACCOUNTING

The financial statements have been prepared under historical cost convention and revenues are recognised and expenses are accounted for on their accrual on prudent basis with necessary provisions for all known liabilities in keeping with generally accepted principles.

1.2 FIXED ASSETS

Fixed assets have been valued at cost less depreciation.

1.3 DEPRECIATION

Depreciation on Fixed Assets have been provided on W.D.V. method at the rates prescribed under Income Tax Act, 1961.

1.4 RECOGNITION OF INCOME & EXPENDITURE

Item of Income & Expenditure are accounted for on accrual basis

1.5 CONTINGENT LIABILITY

Income Tax Demand(A.Y. 2012-13) Rs. 47,25,784/-, appeal pending with CIT appeal, Amount Deposited there against Rs. 47,25,784/-

Income Tax Demand(A.Y. 2009-10) Rs. 2,98,08,807/-, appeal pending with CIT appeal, Amount Deposited there against Rs. 44,71,322/-

Income Tax Demand(A.Y. 2014-15) Rs. 83,21,450/-, appeal pending with CIT appeal, Amount Deposited there against Rs. 12,48,218/-

Pending Settlement with Bidhannagar Municipal corporation for Municipal Tax - Amounting to Rs.3,73,428/ for the year 2017 has not been acknowledge in the books of Accounts

FOR CHETAN & CO.
CHARTERED ACCOUNTANTS
Firm Regn No. 321151E

Malaya Ray Chaudhuri
PARTNER
MEMBERSHIP NO-053201

TRUSTEE

For B.P. Poddar Foundation for Education

✓ Agnish Poddar
Trustee

TRUSTEE

For B.P. Poddar Foundation for Education

Aravind
Trustee

KOLKATA
Date: 30.09.2024



B.P.PODDAR FOUNDATION FOR EDUCATION

PAN- AAATB5418M

Computation of Income for the previous year relevant to
Asst. Year 2023-2024 applied to Charitable Purpose

	Rs.	Rs.	Rs.
Gross Receipts as per Income & Expenditure A/c on 31.03.2024			270,731,802.60

Less:

Application as per Income & Expenditure A/c	272,519,829.28
Less : Depreciation	12,860,864.48
Less : Interest on TDS	6,150.00
Less :Amount Which Was Not Paid During The P.Y.	14,755,153.00
Less: Provision for Municipal Tax	244,897,661.80

Add:Capital Expenditure as per Note "A"	10,089,827.50
(except Capital Work in Progress-Refer Note 'A')	-
Capital Work in Progress as per Schedule "A"	-
Add: Amount Actually Paid During this PY For Preceeding F	13,106,231.00
Annexed to Balance Sheet	
Surplus/Deficit	23,196,058.50
	268,093,720.30
	2,638,082.30

Less:
Lower of 15% of Gross Income i.e Rs. 270,731,802.60 i.e Rs.40,609,770.39

40,609,770.39
NIL

Income Tax
Less: TDS:
Refundable

NIL
317,401.00
317,401.00

