

CHETAN & CO

CHARTERED ACCOUNTANTS

PARK CENTRE (2nd Floor) 24 Park Street, Kolkata - 700 016
Phone: (033) 4601 2507 E-mail: chetanco@bata.in

FORM NO. 10B
[See rule 17B]

AUDIT REPORT UNDER SECTION 12A(1)(b) OF THE INCOME-TAX ACT, 1961, IN THE CASE OF CHARITABLE OR RELIGIOUS TRUSTS OR INSTITUTIONS

We have examined the Balance sheet of **M/s.B.P.PODDAR FOUNDATION FOR EDUCATION** [hereinafter referred as the "Trust"] **PAN AAATB5418M** as at **31st March, 2022** and the Income and Expenditure Account for the year ended on that date which are in agreement with the books of account maintained by the said Trust.

We have obtained all the information and explanations which to the best of our knowledge and belief were necessary for the purposes of the audit. In our opinion, proper books of account have been kept by the head office audited by us and the Kashi Unit of the above named Trust not visited by us and audited by other auditors, so far as it appears from our examination of the books, and proper Returns and report adequate for the purpose of audit have been received from Kashi Unit not visited by us, subject to the comments given below: -


i) Note No. G 'Loans & Advances' include Advance for Land at Rajarhat amounting of INR 57 Lakh and Note No.I 'Deposit' include balance of INR 3 Lakh, which have not been confirmed as on March 31st, 2022. Hence, we are unable to comment on its consequential impact upon receipt of such confirmation/ reconciliation, if any;

Subject to the above, in our opinion and to the best of our information, and according to information given to us, the said accounts give a true and fair view: -

- i) In the case of the Balance Sheet, of the state of affairs of the above named trust as at 31/03/2022, and
- ii) In the case of the Income and Expenditure Account, of the Loss of its accounting year ended on 31/03/2022

The prescribed particulars are annexed hereto.

For Chetan & Co.
Chartered Accountants
Firm's Registration No. 321751E


Malaya Ray Chaudhuri
Partner
Membership No. 053201




Date: 30th September, 2022
Place: Kolkata

UDIN: 22053201AXNVU02664

ANNEXURE


STATEMENT OF PARTICULARS I. APPLICATION OF INCOME FOR CHARITABLE OR RELIGIOUS PURPOSES

1.	Amount of income of the previous year applied to charitable or religious purposes in India during that year	23,20,70,280.88
2.	Whether the trust has exercised the option under clause (2) of the Explanation to section 11(1)? If so, the details of the amount of income deemed to have been applied to charitable or religious purposes in India during the previous year	No
3.	Amount of income Accumulated or set apart for application to charitable or religious purposes, to the extent it does not exceed 15 per cent of the income derived from property held under trust wholly for such purposes.	Nil
4.	Amount of income eligible for exemption under section 11(1)(c) (Give details)	Nil
5.	Amount of income, in addition to the amount referred to in item 3 above, accumulated or set apart for specified purposes under section 11(2)	Nil
6.	Whether the amount of income mentioned in item 5 above has been invested or deposited in the manner laid down in section 11(2)(b) ? If so, the details thereof	Not Applicable
7.	Whether any part of the income in respect of which an option was exercised under clause (2) of the Explanation to section 11(1) in any earlier year is deemed to be income of the previous year under section 11(1B) ? If so, the details thereof	No
8.	Whether, during the previous year, any part of income accumulated or set apart for specified purposes under section 11(2) in any earlier year-	
	(a) has been applied for purposes other than charitable or religious purposes or has ceased to be accumulated or set apart for application thereto, or	No
	(b) has ceased to remain invested in any security referred to in section 11(2)(b)(i) or deposited in any account referred to in section 11(2)(b)(ii) or section 11(2)(b)(iii), or	No
	(c) has not been utilised for purposes for which it was accumulated or set apart during the period for which it was to be accumulated or set apart, or in the year immediately following the expiry thereof? If so, the details thereof	No



II. APPLICATION OR USE OF INCOME OR PROPERTY FOR THE BENEFIT OF PERSONS REFERRED TO IN SECTION 13(3)

1.	Whether any part of the income or property of the trust was lent, or continues to be lent, in the previous year to any person referred to in section 13(3) (hereinafter referred to in this Annexure as such person)? If so, give details of the amount, rate of interest charged and the nature of security, if any	No
2.	Whether any land, building or other property of the trust was made, or continued to be made, available for the use of any such person during the previous year? If so, give details of the property and the amount of rent or compensation charged, if any	No
3.	Whether any payment was made to any such person during the previous year by way of salary, allowance or otherwise? If so, give details	No
4.	Whether the services of the trust were made available to any such person during the previous year? If so, give details thereof together with remuneration or compensation received, if any	No
5.	Whether any share, security or other property was purchased by or on behalf of the trust during the previous year from any such person? If so, give details thereof together with the consideration paid	No
6.	Whether any share, security or other property was sold by or on behalf of the trust during the previous year to any such person? If so, give details thereof together with the consideration received	No
7.	Whether any income or property of the trust was diverted during the previous year in favour of any such person? If so, give details thereof together with the amount of income or value of property so diverted	No
8.	Whether the income or property of the trust was used or applied during the previous year for the benefit of any such person in any other manner? If so, give details	No




III. INVESTMENTS HELD AT ANY TIME DURING THE PREVIOUS YEAR(S) IN CONCERNS IN WHICH PERSONS REFERRED TO IN SECTION 13(3) HAVE A SUBSTANTIAL INTEREST

Sl. No.	Name and address of the concern	Where the concern is a company, number and class of shares held	Nominal value of the investment	Income from the investment	Whether the amount in col. 4 exceeded 5 per cent of the capital of the concern during the previous year-say, Yes/No
1	2	3	4	5	6
1	NIL		0	0	No
Total			Nil	Nil	

We Confirm the above statement as correct.

Trustees

FOR CHETAN & CO.
Chartered Accountants
Firm Regn. No. 321151E



Malaya Roy Chaudhuri
Partner
(Membership No. 053201)



Place: KOLKATA
Date: September 30, 2022

B.P. PODDAR FOUNDATION FOR EDUCATION
BALANCE SHEET AS AT 31ST MARCH 2022

LIABILITIES	NOTE	Amount(Rs.)	ASSETS	NOTE	Amount(Rs.)	Amount(Rs.)
TRUST FUND			FIXED ASSETS			
GENERAL FUND	"K"		AS PER SCHEDULE	"A"		
BALANCE AS PER LAST ACCOUNT		256,729,599.02	i) GROSS BLOCK		198,793,602.55	184,637,312
Add: Donation Received(Corpus)		2,500,000.00	ii) LESS : DEPRECIATION		14,156,291.02	
Add: EXCESS OF INCOME OVER EXPENDITURE		(21,303,874.89)	iii) NET BLOCK			
		237,925,724.14	iv) CAPITAL WORK-IN-PROGRESS			
CURRENT LIABILITIES & PROVISIONS			CURRENT ASSETS			
OTHER LIABILITIES	"L"	476,706,723.44	CURRENT ASSETS LOANS & ADVANCES	"B"	1,222,844.75	
ADVANCE AGAINST FEES	"M"	61,992,414.37	CASH IN HAND			
		538,699,138	CASH-AT-BANK			
			IN SAVINGS ACCOUNTS	"C"	51,636,769.30	
			IN CURRENT ACCOUNTS	"D"	40,856,178.37	99,809,920
			IN FIXED DEPOSIT ACCOUNTS	"E"	6,094,128.00	
			LOANS & ADVANCES			
			LOAN TO OTHER	"F"		
			ADVANCE RECOVERABLE IN CASH OR IN KIND FOR VALUE TO BE RECOVERED	"G"	440,770,425.24	
			INTEREST RECEIVABLE	"H"	3,933.00	
			DEPOSITS	"I"	2,957,223.00	443,731,561
			OTHER RECEIVABLE	"J"		48,446,049
TOTAL-		776,624,862	TOTAL-		776,624,862	

SIGNIFICANT ACCOUNTING POLICIES & NOTES

ON ACCOUNTS - SCHEDULE

FOR CHETAN & CO.

CHARTERED ACCOUNTANTS

Firm Regn No. 32115F

Malaya Ray Chaudhary

PARTNER

MEMBERSHIP NO-053201

KOLKATA

Date: 30 SEP 2022

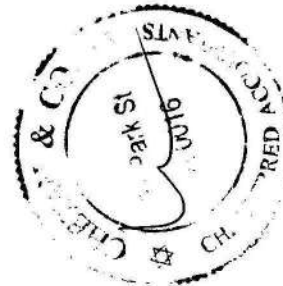
AS PER REPORT ON EVEN DATE ATTACHED

For B. P. Poddar Foundation for Education For B. P. Poddar Foundation for Education

Arjun Poddar
 TRUSTEE

TRUSTEE

TRUSTEE



**B.P.PODDAR FOUNDATION FOR EDUCATION
INCOME & EXPENDITURE ACCOUNT
FOR THE YEAR ENDED 31ST MARCH 2022**

EXPENDITURE	NOTE	Amount(Rs.)	INCOME	NOTE	Amount(Rs.)	Amount(Rs.)
TO SALARY & OTHER ALLOWANCE	<u>Q</u>	134,412,741.00	FEES RECEIVED	<u>N</u>		
CONTR. TO PROVIDENT & OTHER FUNDS	<u>R</u>	6,820,321.00	ADMISSION TUITION		2,825,000.00	
STAFF WELFARE	<u>S</u>	1,983,811.00	DEVELOPMENT FEE		196,482,588.00	
RENT ACCOUNT	<u>I</u>	4,740,318.00	LIBRARY BOOK BANK		3,734,000.00	
AUDIT FEES	<u>U</u>	125,000.00	INTEREST	<u>O</u>	3,008,000.00	206,049,588.00
DEPRECIATION	<u>V</u>	14,156,291.02	BANK & OTHERS			1,370,024.77
MISCELLANEOUS EXPENSES	<u>W</u>	70,831,798.87	MISCELLANEOUS RECEIPTS	<u>P</u>		3,346,793.24
EXCESS OF INCOME OVER EXPENDITURE-		(21,303,874.88)				
TOTAL :-		210,766,406.01	TOTAL:-			210,766,406.01

SIGNIFICANT ACCOUNTING POLICIES & NOTES OF ACCOUNTS - SCHEDULE "X"

AS PER REPORT ON EVEN DATE ATTACHED

FOR CHETAN & CO.
CHARTERED ACCOUNTANTS
Firm Regn No. 32116E

Malaya Ray Chaudhuri
Malaya Ray Chaudhuri
PARTNER
MEMBERSHIP NO-053201

TRUSTEE

For B.P. Poddar Foundation for Education

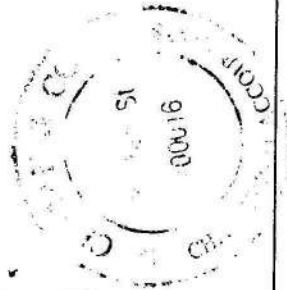
TRUSTEE

For B.P. Poddar Foundation for Education

KOLKATA
Date: 30 SEP 2022

Trustee

Trustee



Refer i. 1 of Annexure of Form No.10B**B.P.PODDAR FOUNDATION FOR EDUCATION**

PAN- AAATB5418M

Computation of Income for the previous year relevant to
Asst. Year 2022-2023 applied to Charitable Purpose

	Rs.	Rs.	Rs.
Gross Receipts as per Income & Expenditure A/c on 31.03.2022			210,766,406.01

Less:

Application as per Income & Expenditure A/c
 Less : Depreciation
 Less : Interest on TDS
 Less: Provision for Municipal Tax

232,070,280.89
 14,156,291.02
 27,950.00

 217,886,039.87

Add: Capital Expenditure as per Note "A"
 (except Capital Work in Progress-Refer Note 'A')
 Annexed to Balance Sheet
Surplus/Deficit

5,517,362.00

 5,517,362.00

(12,636,995.86)

Lower of 15% of Gross Income i.e Rs 210766406 i.e Rs. 31614961

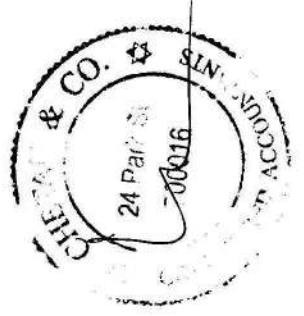
(12,636,995.86)

NIL

Income Tax
 Less: TDS:
Refundable

NIL
 74,284.00

74,284.00




For B.P. Poddar Foundation for Education

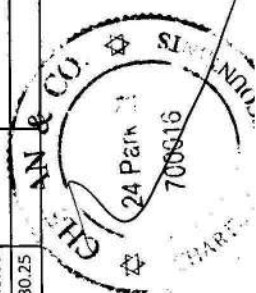
Ayush Poddar
 _____ Trustee

SCHEDULE - 'B' : FIXED ASSETS: 31-03-2022

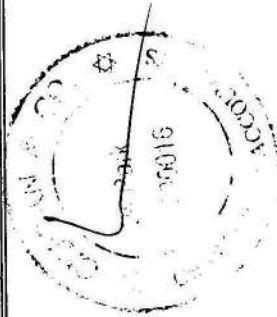
DESCRIPTION	OPENING BALANCE	ADDITION		TOTAL	DEPRECIATION		DELETION DURING THE YEAR	CLOSING BALANCE
		Before 03 Oct	After 03 Oct		RATE	AMOUNT		
FIXED ASSETS - 0% DEPRECIATION								
Land & Land Development	16,459,347.00			16,459,347.00	-			16,459,347.00
FIXED ASSETS - 10% DEPRECIATION								
Black Board	85,140.00			85,140.00	10%	8,514.00		76,626.00
Dell Projector	35,199.00			35,199.00	10%	3,519.90		31,679.10
Furniture & Fixture	2,714,256.90			2,714,256.90	10%	271,425.69		2,442,831.21
Hostel Bed	189,645.30			189,645.30	10%	18,964.53		170,680.77
Land & Building	48,481,811.10			48,481,811.10	10%	4,848,181.11		43,633,629.99
Library Books (NCRT)	3,870.00			3,870.00	10%	387.00		3,483.00
Road and Bridges	214,783.20			214,783.20	10%	21,478.32		193,304.88
Swimming Pool	1,009,872.00			1,009,872.00	10%	100,987.20		908,884.80
Wheel Chair	2,411.10			2,411.10	10%	241.11		2,169.99
Total...	52,736,988.60			52,736,988.60		5,273,698.86		47,463,289.74
FIXED ASSETS - 15% DEPRECIATION								
Air Conditioner	1,114,087.30			1,114,087.30	15%	167,113.10		946,974.21
Almirah	138,368.10			138,368.10	15%	20,755.22		117,612.89
Carpet	3,875.15			3,875.15	15%	581.27		3,293.88
CC TV PA System	332,061.60			332,061.60	15%	49,809.24		282,252.36
Coffee Machine	4,003.50			4,003.50	15%	600.53		3,402.98
Cooler	45,956.95			45,956.95	15%	6,893.54		39,063.41
Counting Machine	4,440.40			4,440.40	15%	666.06		3,774.34
Cycle	161.50			161.50	15%	24.23		137.28
Digital Camera	22,607.45		100,325.00	122,932.45	15%	10,915.49		112,016.96
D V D Player	5,917.70			5,917.70	15%	887.66		5,030.05
Electric Goods	350,171.95			350,171.95	15%	52,525.79		297,646.16
Electronics	29,222.15			29,222.15	15%	4,383.32		24,838.83
EPABX	13,958.70			13,958.70	15%	2,093.81		11,864.90
Fire Extinguisher	29,668.40			29,668.40	15%	4,450.26		25,218.14
Fire Fighting System	274,882.35			274,882.35	15%	41,232.35		233,650.00
Fly Capture	4,253.40			4,253.40	15%	638.01		3,615.39
Fogging Machine	14,159.30			14,159.30	15%	2,123.90		12,035.41
Garden Equipments	1,411.85			1,411.85	15%	211.78		1,200.07
Gas Stove	5,068.55			5,068.55	15%	760.28		4,308.27



Generator	127,057.15	-	-	127,057.15	15%	19,058.57	107,998.58
Hand Sanitizer Machine	10,545.00	-	-	10,545.00	15%	1,581.75	8,963.25
Inverter	22,638.05	-	-	22,638.05	15%	3,395.71	19,242.34
Inverter Battery	8,460.00	-	-	8,460.00	15%	1,269.00	7,191.00
.5P Jungle King 2 Horse Power Motor	-	-	25,000.00	25,000.00	15%	1,875.00	23,125.00
Kitchen Items	1,492.60	-	-	1,492.60	15%	223.89	1,268.71
Lab Equipments	83,314.45	-	-	83,314.45	15%	12,497.17	70,817.28
LCD Projector	11,220.00	-	-	11,220.00	15%	1,683.00	9,537.00
Library Books	64,155.45	-	-	64,155.45	15%	9,623.32	54,532.13
Life Jacket	6,688.65	-	-	6,688.65	15%	1,003.30	5,685.35
Medical Equipments	1,350.65	-	-	1,350.65	15%	202.60	1,148.05
Milke	3,547.05	-	-	3,547.05	15%	532.06	3,014.99
Mobile Phone	20,171.75	-	-	20,171.75	15%	3,025.76	17,145.99
Motor Cycle	14,923.45	-	-	14,923.45	15%	2,238.52	12,684.93
Musical Instruments	62,186.85	-	-	62,186.85	15%	9,328.03	52,858.82
Office Equipments	15,512.50	-	-	15,512.50	15%	2,326.88	13,185.63
Play Ground Equipments	28,061.05	-	-	28,061.05	15%	4,209.16	23,851.89
Play Group Equipments	32,004.20	-	-	32,004.20	15%	4,800.63	27,203.57
Printers	42,018.90	-	-	42,018.90	15%	6,302.84	35,716.07
Refrigerator	15,546.50	-	-	15,546.50	15%	2,331.98	13,214.53
Rickshaw Trolley	2,074.85	-	-	2,074.85	15%	311.23	1,763.62
Safe	3,488.40	-	-	3,488.40	15%	523.26	2,965.14
Sewing Machine	806.65	-	-	806.65	15%	121.00	685.65
Smart Class Hardware	779,324.20	-	-	779,324.20	15%	116,898.63	662,425.57
Software	151,862.70	-	-	151,862.70	15%	22,779.41	129,083.30
Solar Water Heating System	225,817.80	-	-	225,817.80	15%	33,872.67	191,945.13
Sports Items	108,367.35	-	-	108,367.35	15%	16,255.10	92,112.25
Submersible Pump	35,590.35	-	-	35,590.35	15%	5,338.55	30,251.80
Tape Recorder	409.70	-	-	409.70	15%	61.46	348.25
Telephone PCO	7,016.75	-	3,450.00	10,466.75	15%	1,311.26	9,155.49
Television	49,465.75	-	-	49,465.75	15%	7,419.86	42,045.89
Television LED	22,415.35	-	-	22,415.35	15%	3,362.30	19,053.05
Thermal Scanner	2,975.00	-	-	2,975.00	15%	446.25	2,528.75
Transformer	36,803.30	-	-	36,803.30	15%	5,520.50	31,282.81
UPS	15,531.20	-	-	15,531.20	15%	2,329.68	13,201.52
UPS Battery	23,597.50	-	13,600.00	37,197.50	15%	4,559.63	32,637.88
Vehicle Battery Charger	3,145.00	-	-	3,145.00	15%	471.75	2,673.25
Washing Machine	22,580.25	-	-	22,580.25	15%	3,387.04	19,193.21




Water Cooler	43,968.80		43,968.80	15%	6,595.32		37,373.48
Water Purifier	59,358.05		59,358.05	15%	8,903.71		50,454.34
Xerox Machine	66,920.50	116,075.00	182,995.50	15%	18,743.70		164,251.80
Total...	4,626,690.00		4,885,140.00		713,387.25		4,171,752.75
FIXED ASSETS -30% DEPRECIATION							
Bolero	135,069.20	-	141,549.20	30%	41,492.76		100,056.44
Buses	4,457,387.90	-	4,457,387.90	30%	1,337,216.37		3,120,171.53
Mini Van Mahindra	231,055.30	-	231,055.30	30%	69,316.59		161,738.71
Motor Car (Force Crusier)	204,363.60	-	204,363.60	30%	61,309.08		143,054.52
Total.	5,027,876.00		5,034,356.00		1,509,334.80		3,525,021.20
FIXED ASSETS -40% DEPRECIATION							
Computer	38,017.80		38,017.80	40%	15,207.12	355,000.00	377,810.68
Dell Laptop	570.00		570.00	40%	228.00	-	342.00
Total	38,587.80		38,587.80		15,435.12		378,152.68
Total	78,889,489.40	-	79,154,419.40		7,511,856.03	355,000.00	71,997,563.37



Fixed Assets
B.P.PODDAR FOUNDATION FOR EDUCATION

1-Apr-2021 to 31-Mar-2022

Particulars	Rate of Depr.	Opening Balance	Date of Addition		Amt. of Addition / Sale	TOTAL	No. of days	Depreciation	Closing Balance
			FROM	TO					
LAND									
LAND AT GOPALPUR		6,615,627.00	01.04.2021	31.03.2022	-	6,615,627.00	365	-	6,615,627.00
LAND AT CHARISWAR		33,583,975.33	01.04.2021	31.03.2022	3,429,118.00	37,013,093.33	365	-	37,013,093.33
LAND AT GOLAGHATA		1,742,218.24	01.04.2021	31.03.2022	-	1,742,218.24	365	-	1,742,218.24
TOTAL LAND (A)		41,941,820.57	-	-	3,429,118.00	45,370,938.57	-	-	45,370,938.57
A.C.MACHNE (B)	0.15	13,720.64	01.04.2021	31.03.2022	-	13,720.64	365	2,058.10	11,662.54
DIGITAL CAMERA (C)	0.15	11,809.47	01.04.2021	31.03.2022	-	11,809.47	365	1,771.42	10,038.05
MOBILE	0.15	7,988.63	01.04.2021	31.03.2022	-	7,988.63	365	1,198.29	6,790.34
	0.15	-	18.02.2022	31.03.2022	1,900.00	1,900.00	41	142.50	1,757.50
MOBILE (D)	0.15	7,988.63			-	9,888.63		1,340.79	8,547.84
MOTOR CAR									
AUTO MAHINDRA QUANTO C6	0.15	216,194.00	01.04.2021	17.08.2021	-	216,194.00	365	16,214.55	199,979.45
TOTAL MOTOR CAR (E)	0.15	216,194.00	-		-	216,194.00		16,214.55	199,979.45
TELEVISION (F)	0.15	4,655.34	01.04.2021	31.03.2022	-	4,655.34	365	698.30	3,957.04
TELEPHONE INSTRUMENT (G)	0.15	1,206.15	01.04.2021	31.03.2022	-	1,206.15	365	180.92	1,025.23
PRINTER & SCANNER (H)	0.15	5,440.82	01.04.2021	31.03.2022	-	5,440.82	365	816.12	4,624.70
GRAND TOTAL (A + B + C + D + E + F + G)		42,202,835.62			3,429,118.00	45,633,853.62		23,080.21	45,610,773.41



B.P PODDAR FOUNDATION FOR EDUCATION

CURRENT ASSETS & LOAN ADVANCES

**CASH AT BANK & OTHERS INVESTMENT
NOTE- "B"**

CASH- IN- HAND
INSTITUTE (VIP)
INSTITUTE (SALT LAKE)

Amount(Rs.)

536,120.20
96,477.00
590,247.55
1,222,844.75

NOTE- "C"

CASH AT BANK

SAVINGS

CENTRAL BANK OF INDIA-SAVINGS A/C
THE FEDERAL BANK- SAVINGS A/C
INDIAN OVERSEAS BANK

26,398,372.94
24,535,315.45
703,080.91
51,636,769.30

NOTE- " D"

CURRENT ACCOUNT

BANK OF BARODA (TEGHARIA)
BANK OF BARODA (SALT LAKE)
CENTRAL BANK OF INDIA -CURRENT A/C
CENTRAL BANK OF INDIA-C A/C SCI
INDIAN OVERSEAS BANK
PUNJAB NATIONAL BANK-KASHI FEES A/C
PUNJAB NATIONAL BANK-UNIT OF DPS
HDFC Current Account 50200053256649
HDFC Savings Account No. 50100386414560
THE FEDERAL BANK
SBI BANK-DPS

6,757,047.38
8,726,084.46
4,584,222.42
29,697.50
192,157.33
8,766,270.00
2,480,576.92
1,730,381.23
2,214,394.88
5,375,346.25
-


40,856,178.37

NOTE- " E"

**FIXED DEPOSIT-DPS
FIXED DEPOSITS**

568,139.00
5,525,989.00

6,094,128.00



B.P PODDAR FOUNDATION FOR EDUCATION

NOTE- "F"

LOAN TO OTHER

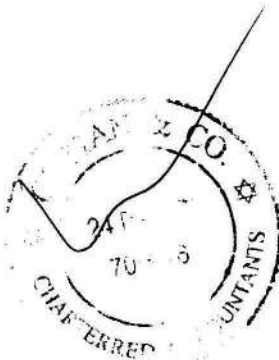
GEMINI DEALCOMM PVT LTD

Amount(Rs.)

NOTE- "G"

LOANS & ADVANCES (ASSETS)

ADVANCE FOR LAND (CHARISWAR)	18,844,683.00
ADVANCE FOR LAND (RAJARHAT)	5,700,000.00
Abdul Matin	900.00
Adhir Chandra Chowdhury	12,025.00
MEERA ENTERPRISE	109,478.00
Pathak Enterprise	7,588.00
SPB Engineers (INDIA)	19,063.00
ADVANCES FOR ADMISSION	74,500.00
OSST-17-18	26,000.00
ACC INFOTECH	49,831.00
AGNIV INCORPORATION	9,000.00
ANINDYA SEN	52,675.00
APARNA GHOSH	110,025.00
DELNET	13,570.00
DELTAFOX SOFTWARE (INDIA) PVT. LTD.	584,332.00
EXPENSES FOR DPS,KASHI	5,599,628.00
INDIAN INSTITUTE OF MANAGEMENT BANGALORE	1,740.00
NEW CHOWDHURY TOUR AND TRAVELS	14,621.00
NON CET EXAMINATION FEES -S LAKE	9,000.00
PINOEER BUILDERS	13,650.00
PRASENJIT KUMAR DAS	18,900.00
RAIMATA IMPEX PVT. LTD.	49,490.00
UDCSR-ESA BOSE	23,791.00
UNIVERSITY DEVELOPMENT FEE	823,900.00
UNIVERSITY DEVELOPMENT FEE - S. LAKE	37,250.00
NBA Work	3,249,518.00
ADVANCE TO PURNACHAND DAS	40,000.00
ANAND Kr PRASAD	34,489.00
Atlas Surgical	5,700.00
B.P.P.F.E.DPS,KASHI	75,248,516.00
B.P.PODDAR FOUNDATION FOR EDUCATION	197,890,303.04
EUREKA FORBES LTD	82,621.00
Green Earth Techonologies	376,532.00
Income Tax Demand	3,150,822.00
Income Tax Demand(A.Y.2009-10)	4,471,322.00
Industrial Traning Program	72,063.00
NSS Cell (SFU)-BPPIMT	18,293.00
OTIS ELEVATOR COMPANY (INDIA) LTD.	52,341.78
PRATICK BISWAS (H.O)	1,000.00
PREPAID EXPENSES	967,604.72
Priorities Solutions	149,000.00
PUJA ADVANCE	151,200.00
RAM KUMAR MONDAL	1,000.00
SUMIT KUMAR SHAW (H.O.)	32,600.00
Bharti Ads	15,659.00
INDUS TOWERS LTD.	55,977.00
Accrued Int-CESC	25,806.57
ACCRUED INTEREST (WBSEDC LTD)	66,471.00
Maa Mangala Electronics	14,018.00
Makaut -SWC	351,525.00
PREPAID INSURANCE	89,167.00
SUBIR CHOUDHURY	-
SUSHMITA ROY -S.L	10,000.00
TDS (ASSET)	2,700,495.35
AYUSH PODDAR	5,000,000.00
BENGAL CHAMBER OF COMMERCE	5,310.00
DPS,KASHI-VARANASI	112,473,950.05
Closing Stock	16,277.00
Staff Expenses Advance	2,728.00
Abhishek Srivastava	700.00
Assistant Secretary (Accts.)/DDO CBSE, Allahabad	31,042.00
Awadhesh Singh (Old PGT Teacher)	4,050.00
C D F Lucknow	18,000.00
MACT ADJ Court Varanasi	386,607.00
Pocket Money 2016-17	990,178.66
Pocket Money-2018-19	77,856.00
Pocket Money-2019-20	15,548.07
Prepaid Expenses	72,120.00
Registrar General High Court Allahabad	25,000.00
Security Deposits with BSNL_fiber-BB-SAC-998412	1,999.00
Security with Suman Gas	9,000.00
Suspense/Advance Cash Payments for General Expenses	110,375.00
TOTAL	440,770,425.24



B.P PODDAR FOUNDATION FOR EDUCATION

NOTE- "H"

INTEREST RECEIVABLE

INTEREST ACCRUED CESC/WBSEDCO LTD
Accrued Interest on Fixed Deposit

Amount(Rs.)

-

3,933.00

3,933.00

NOTE- "I"

DEPOSIT

DEPOSIT AGAINST TELEPHONE
DEPOSIT (A.PAUL)
DEPOSIT (ASHUTOSH PAUL)
Deposit CESC
DEPOSIT (VSNL)
DEPOSIT WITH WBSEB
SECURITY DEPOSIT(AIRTEL)
SECURITY DEPOSIT (BHARAT ELEC.SERVICE)
SECURITY DEPOSIT (CESC)
Security Deposit(Telephone)
SECURITY DEPOSIT (W.B.S.E.D.CO.LTD)
SECURITY DEPOSIT (CESC)
SECURITY DEPOSIT (ENGINEER SR. SATIONS)
Security Deposit (New Alipore Flat)

34,025.00

108,000.00

577,000.00

28,340.00

30,000.00

279,600.00

4,995.00

1,800.00

122,500.00

16,003.00

1,540,060.00

144,900.00

10,000.00

60,000.00

2,957,223.00

NOTE- "J"

OTHER RECEIVABLE

Adv Against Admission

ADV.AGAINST FEES,13TH BATCH,MCA
ADV. AGAINST FEES,14TH BATCH,CSE
ADV. AGAINST FEES ,15TH BATCH, CSE
ADV. AGAINST FEES, 15TH BATCH, ECE,
ADV. AGAINST FEES,15TH BATCH , EE
ADV. AGAINST FEES, 15TH BATCH, IT
ADV.AGAINST FEES, 15TH BATCH MCA
ADV. AGAINST FEES 16TH BATCH, BBA
ADV. AGAINST FEES 16TH BATCH ,BCA
ADV. AGAINST FEES 16TH BATCH, CSE
ADV. AGAINST FEES 16TH BATCH,ECE
ADV. AGAINST FEES 16TH BATCH ,EE
ADV. AGAINST FEES 16TH BATCH, IT
ADV.AGAINST FEES 17TH BATCH, BBA
ADV.AGAINST FEES,17TH BATCH BCA
ADV.AGAINST FEES,17TH BATCH, CSE
ADV.AGAINST FEES 17TH BATCH ECE
ADV.AGAINST FEES,17TH BATCH,EE
ADV AGAINST FEES 17TH BATCH IT
ADV. AGAINST FEES 17TH BATCH MCA
ADV.AGAINST FEES,18TH BATCH BBA
ADV.AGAINST FEES,18TH BATCH-BCA
ADV.AGAINST FEES , 18TH BATCH, CSE
ADV.AGAINST FEES,18TH BATCH,ECE
ADV AGAINST FEES, 18TH BATCH,EE
ADV.AGAINST FEES, 18TH BATCH,IT
ADV. AGAINST FEES 18TH BATCH , MCA
ADV AGAINST FEES 19TH BATCH BBA
ADV AGAINST FEES 19TH BATCH BCA
Adv.Against Fees 19th Batch, MCA
ADV.AGAINST FEES 20TH BATCH CSE
ADV.AGAINST FEES 20TH BATCH ECE
ADV.AGAINST FEES 20th Batch EE
ADV AGAINST FEES 20TH BATCH IT
Adv Against Fees 21 Batch BCA
ADV. AGAINST FEES 21 BATCH, MCA
Adv. - Against Fees 21 St Batch BBA
ADV AGAINST FEES 21TH BATCH, CSE
ADV. AGAINST FEES 21TH BATCH ECE
ADV. AGAINST FEES 21TH BATCH EE
Adv. Against Fees 21th Batch IT
Adv. Against Fees 22 Batch , BBA
ADV. AGAINST FEES 22 BATCH ,BCA
ADV. AGAINST FEES 22ND BATCH, CSE
Adv. Against Fees 22nd Batch , ECE
Adv. Against Fees 22nd Batch , EE
Adv. Against Fees 22nd Batch,IT
Adv. Against Fees 23rd Batch ,CSE
Adv. Against Fees 23rd Batch ,ECE
Adv. Against Fees 23rd Batch, EE
Adv. Against Fees 23 Rd Batch, IT
ADV.AGAINST FEES LAT 16TH BATCH CSE
ADV.AGAINST FEES LAT 16TH BATCH ECE
ADV.AGAINST FEES LAT 16TH BATCH EE
Advance Against Fees 16th Batch MCA
ADVANCE AGAINST FEES 19TH BATCH CSE
Advance Against Fees,19th Batch,Ece
ADVANCE AGAINST FEES 19TH BATCH EE.

38,800.00

125,000.00

10,020.00

38,660.00

122,910.00

315,125.00

152,500.00

97,220.00

398,400.00

341,400.00

335,285.00

974,930.00

360,250.00

172,500.00

303,980.00

226,680.00

570,790.00

659,820.00

441,655.00

252,920.00

225,000.00

756,420.00

908,500.00

840,360.00

1,145,580.00

530,111.00

735,550.00

562,040.00

2,621,140.00

1,866,780.00

352,000.00

1,038,244.98

1,348,480.00

654,080.00

492,610.00

1,159,310.50

298,680.00

1,159,714.72

1,386,608.82

1,498,586.46

58,925.00

679,830.00

709,100.00

1,224,000.00

1,007,150.00

1,560,640.00

224,900.00

472,865.00

916,800.00

2,011,075.00

331,000.00

670,000.00

97,300.00

16,750.00

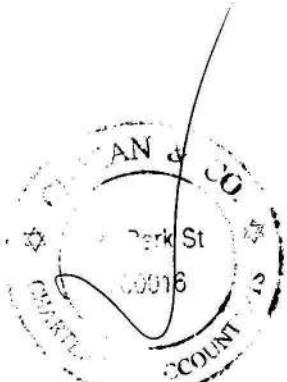
58,500.00

358,760.00


1,230,730.00

1,314,528.82

547,110.00



ADVANCE AGAINST FEES, 19TH BATCH ,IT	1,086,400.00
ADVANCE AGAINST FEES 20TH BATCH, BBA	2,414,691.12
ADVANCE AGAINST FEES 20TH BATCH ,BCA	1,429,560.00
Applied for TC	179,452.76
Bad & Doubtful Debts	639,900.00
Day Scholars for 21-22	230,345.00
Day Scholars for 22-23	1,069,128.22
Fee Defaulters for Session 2020-21	715,825.36
Hosteller's for Session 21-22	128,633.00
Left Without Notice	112,300.00
Likely to Be Bad Debt	1,425,008.00
Non Reporting & Withdraw Admission-22-23	2,000.00
RTE Student 22-23	4,200.00
	-
LIABILITIES	48,446,048.76
NOTE-"K"	
FUND A/C	
BALANCE AS PER LAST ACCOUNT	
ADD: CORPUS DONATION RECEIVED	258,449,989.43
	-
ADD: EXCESS OF INCOME OVER EXPENDITURE	(21,303,874.88)
	237,146,114.55



B.P PODDAR FOUNDATION FOR EDUCATION

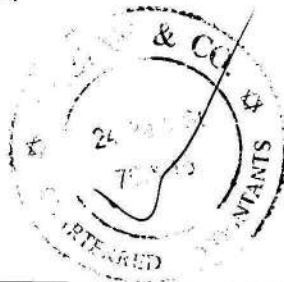
LIABILITIES

NOTE- "L"

Amount(Rs)

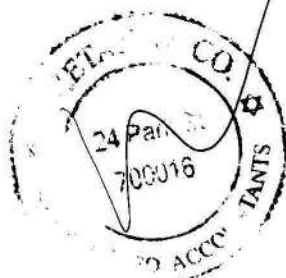
OTHER LIABILITIES

ASSOCIATION OF PROFESSIONAL ACADEMIC INSTS.	2,315,035.00
AYUSH PODDAR	248,000.00
Balaka Fooding and Lodging	35,000.00
CAUTION DEPOSIT	25,176,375.00
Cauton Deposit-Salt Lake	2,455,820.00
Conveyance Allownace Payable	38,700.00
C S I TRAINING PROGRAMME	32,840.00
Deposit-Gorabazar	10,000.00
DHARA ENTERPRISE	44,115.00
Dipankar Sarkar _employee (VIP)	29,850.00
Diti Duttea	10,000.00
DR.SUBIR CHOUDHURY	477,000.00
DST Reserch Project(Sandeep Ghosh)	66,654.96
EGC FACILITY MANAGEMENT PVT. LTD.	84,764.00
Electricity Charges Payable	7,760.00
EXAMINATION FEES RECEIVED	202,000.00
EXAMINATION FEES	58,961.00
RASHMI ADVERTISING	18,745.00
CHE TAN & CO.	91,525.00
Fees Untraceable	710,260.00
GLOBSYN SUMMER TRAINING	800,795.00
Grant-MODRO-EE-DEPT.	363,149.00
GROOMING FEE	272,000.00
HONOURIUM PAYABLE	225,154.94
KM ENTERPRISE	13,524.00
Liability for Expenses-H.O.	1,040,505.00
LIABILITY FOR EXPENSES (INSTITUTE)	39,679.00
LIABILITY FOR EXPENSES -S.LAKE	(43,010.00)
MAKAUT	1,001,598.92
MAKAUT, WB (PPR / PPS)EXAM S.Lake	9,000.00
Matri Enterprise	4,271.00
M.H.,M Electronics	207,705.00
Mithu Mukherjee	26,918.00
Motor Car Repair and Maintanence -Payable	3,500.00
Municipal Tax Payable	256,120.00
National Institute for Industrial Training	55,000.00
NISSAN DEVELOPERS & PROP. PVT. LTD	33,101.16
ODD-EVEN EXAM (MAKAUT)	56,623.00
OUTSTANDING LIABILITIES	42,283.00
Path Finder	478,933.00
Pradhan Manti Kaushal Vikash Yojna	366.00
PRITAM KUMAR GHOSH (STAFF VIP CAMPUS)	35,742.00
Delta Electronics India Pvt. Ltd.	156,062.08
National Institute of Industrial Traning	335,000.00
P.P.ENGINEERING CO.	147,367.20
SHIV KUMAR SHARMA	12,000.00
STAFF ADVANCE	116,162.00
STAFF ADVANCE (SALT LAKE)	39,500.00
Indus Tower Ltd(Rent)	246,844.51
	-
Total A	38,089,298.77



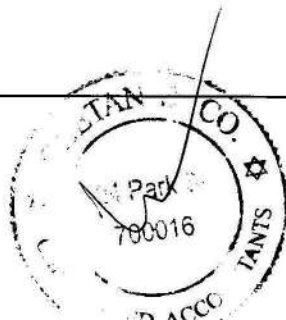
B.P PODDAR FOUNDATION FOR EDUCATION

NOTE- "L"	(Amount Rs)
OTHER LIABILITIES(Continue)	
RELUCTANT	67,100.00
Anima Printer	44,824.00
ARDENT COMPUTECH PVT LTD	58,500.00
ASHUTOSH PAUL	2,203,390.00
Avijit Mondal	45,500.00
DEECEE ELECTROSYSTEMS PVT. LTD	32,037.00
E. G. C. GROUP	184,307.00
Electro Meter Corporation	54,516.00
KWALITY ENGINEERING WORKS	697.00
LAXMAN GROUP OF ENGINEERS	64,575.00
LIONEL INDIA LTD.	2,443.00
Makaut WB(Special Supplymentrt Exam)	71,764.00
Max Services	11,534.00
MEERA ENTERPRISE	-
MEGA TRADE CENTRE	2,961.00
Naba Diganta Water Management Ltd	6,000.00
NISSAN EDUCATIONAL SERVICES PVT. LTD.	4,707.00
Pathak Enterprise	-
Pipal Tree Hotels	5,495.00
Printec	26,717.00
RAMDAS MANDOL	3,861.00
RASHMI ADVERTISING	1,631.00
RUBY DAS	24,773.00
SAFE ENGINEERING	10,620.00
SPB Engineers (INDIA)	-
UNICHEM SUPPLY AGENCY	3,894.00
Adv Against Admission 20-21	628,100.00
ADV. AGAINST FEES,10TH BATCH,IT	43,000.00
ADV. AGAINST FEES,9TH BATCH,BBA	33,000.00
ADVANCE AGAINST DMISSION 21-22	411,200.00
ADVANCES FOR ADMISSION	2,627,697.65
DST PROJECT (LIPIKA ADHYA)	116,776.80
Retaintion (VIP Campus)	(795.44)
Adv against dmission	10,000.00
Retaintion S.Lake	22,770.00
RETENSION	108,137.50
RETENSION ON PROFESSION	7,020.00
Samiran Mandal	7,356.00
SAYAN PROCESS	101,244.00
SCHOLARSHIP	99,980.00
Scientific Research Laboratory	3,304.00
SECURITY DEPOSIT(BHARATI TEL.)	68,500.00
SOFT SKILL TRAINING 2017 BATCH	21,500.00
SOFT SKILL TRAINING 2018 BATCH	75,977.00
SPIE Fund	281,968.10
STUDENT FUND	6,272,508.00
STUDENT FUND-SALT LAKE	2,830,197.00
UGC-DAE-CSR CONT. GRANT (DR. RANJANA GOSWAMI)	8,708.26
UNIVERSITY REGISTRATION FEE	676,658.60
UNPAID SALARY	7,476,801.00
UNPAID SALARY -SALT LAKE	955,897.00
WBJEEB	331,063.60
Prioritee	49,500.00
Statutory Payable	3,785,304.25
APTECH LTD.	23,130.00
NATIONAL ACADEMY OF SKILL DEVELOPEMENT	166,320.00
Fees Not Updated	1,002,796.66
	Carried Forward
	31,177,465.98
	Brought Forward
	31,177,465.98
Choudhary Tours and Travels	3,533.00
O P G Travells	14,684.00
Nissan Developers & Properties Pvt. Ltd.	13,450.00
B.P Poddar Institute of management & Technology	197,831,280.04
	-
	Total B
	229,040,413.02



B.P PODDAR FOUNDATION FOR EDUCATION

NOTE- "L"	Amount(Rs.)
OTHER LIABILITIES(Continue)	
RASHMI PODDAR	11,200.00
HDFC Light Commercial Vechile Loan	2,318,741.01
B.P. Poddar Foundation for Education (Head Office)	112,470,750.98
B P Poddar Institute of Mgt. & Tech	80,851,344.00
CBSE Board Registration Fees	5,400.00
Examination Fees	17,150.00
Student Fees	7,842,792.14
ESIC Payable	115,277.00
Hostel Welfare Fund	130,643.00
TDS Payable	48,049.00
EPF Payable	452,948.00
Gupta Agrawal Jain & Co.	25,000.00
Salary Payable	640,132.00
Left/Pass Out Students (Creditors)	1,751,646.63
Suspense Account	204,138.85
Consultants	116,939.00
Aakriti Enterprises	1,800.00
Ajay Automobiles	(0.30)
Baba Copy Mart	44,125.00
Bajaj Allianz General Insurance Co. Ltd.	(13,951.00)
EBIX Smartclass Educational Services	(1,350.00)
Educational Enterprises _GST (From 1-Apr-2017)	111,680.48
Haygot Education Pvt. Ltd.	114,000.00
IFFCO-TOKIO General Insurance Company Limited	20,650.00
Kavach Fire And Safety	21,535.00
K N Y Associates	2,500.00
Krishna Rashyan Uoudyog	1,000.00
Ma Gayatri Brick Field	1,700.00
Matri Shree Powertronics Pvt Ltd	43,800.00
M.K. Electronics	1,460.00
Offswing Communication	45,633.00
Om Sai Security	95,832.00
Patel Automobiles	855.00
Patel Velding Works	4,200.00
Pragya Publicity Centre	322,576.00
Puneet Automobiles Pvt. Ltd.	1,410.00
Purvanchal Vidut Vitran Nigam Limited	1,880.54
Rakesh Kumar (Advertiser)	62,418.00
Ramesh Chandra Pandey- Professional Retainer Fees	18,000.00
Ramesh Chandra Pandey-Reimbursement of EPF & ESIC	27,033.00
Saroj Tent House	50,000.00
Shree Shyam Photo Store	1,600.00
Shudhanshu Sharma	180,992.00
Spartan Security System	13,216.00
The Delhi Public School Society	1,399,480.00
Twins Digital Gallery	1,910.00
Unique Electricals	3,952.00
Vodafone Idea Limited	(5,076.68)
	-
	-
	209,577,011.65
Grand Total A+B+C	476,706,723.44



B.P PODDAR FOUNDATION FOR EDUCATION

(Amount Rs)

NOTE- "M"

CURRENT LIABILITIES

ADVANCE AGAINST FEES


ADV AGAINST FEES, 5TH BATCH,BCA	45,500.00
ADV. AGAINST FEES,11TH BATCH,ECE	37,090.00
ADV. AGAINST FEES,12 TH BATCH,ECE	39,900.00
ADV,AGAINST FEES,12TH BATCH, M C A	1,400.00
ADV. AGAINST FEES,13TH BATCH, CSE	4,350.00
ADV. AGAINST FEES,14TH BATCH,CSE	3,000.00
ADV. AGAINST FEES,14TH BATCH, ECE	1,580.00
ADV.AGAINST FEES 14TH BATCH MCA	16,980.00
ADV. AGAINST FEES ,15TH BATCH,BBA	1,760.00
ADV. AGAINST FEES, 15TH BATCH, ECE,	320.00
ADV.AGAINST FEES, 15TH BATCH MCA	49,220.00
ADV. AGAINST FEES 16TH BATCH, BBA	1,023,340.00
ADV. AGAINST FEES 16TH BATCH ,BCA	827,560.00
ADV. AGAINST FEES 16TH BATCH, CSE	106,145.00
ADV. AGAINST FEES 16TH BATCH,ECE	151,808.00
ADV. AGAINST FEES 16TH BATCH ,EE	29,390.00
ADV. AGAINST FEES 16TH BATCH, IT	195,000.00
ADV,AGAINST FEES 17TH BATCH, BBA	1,687,845.10
ADV.AGAINST FEES,17TH BATCH BCA	1,210,617.00
ADV.AGAINST FEES,17TH BATCH, CSE	252,980.00
ADV.AGAINST FEES 17TH BATCH ECE	408,285.00
ADV.AGAINST FEES,17TH BATCH,EE	457,650.00
ADV AGAINST FEES 17TH BATCH IT	150,760.00
ADV. AGAINST FEES 17TH BATCH MCA	366,900.00
ADV.AGAINST FEES,18TH BATCH BBA	2,933,166.46
ADV.AGAINST FEES,18TH BATCH-BCA	1,750,426.62
ADV.AGAINST FEES , 18TH BATCH, CSE	1,115,907.08
ADV.AGAINST FEES,18TH BATCH,ECE	458,275.00
ADV AGAINST FEES, 18TH BATCH,EE	628,380.00
ADV.AGAINST FEES, 18TH BATCH,IT	661,803.00
ADV. AGAINST FEES 18TH BATCH , MCA	544,580.00
ADV AGAINST FEES 19TH BATCH BBA	2,664,846.29
ADV AGAINST FEES 19TH BATCH BCA	1,525,700.00
Adv.Against Fees 19th Batch, MCA	627,600.00
ADV.AGAINST FEES 20TH BATCH CSE	4,187,532.00
ADV.AGAINST FEES 20TH BATCH ECE	1,938,760.00
ADV.AGAINST FEES 20th Batch EE	899,043.54
ADV AGAINST FEES 20TH BATCH IT	1,321,882.00
Adv Against Fees 21 Batch BCA	842,620.00
ADV. AGAINST FEES 21 BATCH, MCA	196,500.00
Adv. - Against Fees 21 St Batch BBA	1,192,639.00
ADV AGAINST FEES 21TH BATCH, CSE	2,621,143.38
ADV. AGAINST FEES 21TH BATCH ECE	2,354,138.72
ADV. AGAINST FEES 21TH BATCH EE	4,567,160.00
Adv. Against Fees 21th Batch IT	1,116,360.00
Adv. Against Fees 22 Batch , BBA	641,700.00
ADV. AGAINST FEES 22 BATCH ,BCA	974,700.00
ADV. AGAINST FEES 22ND BATCH, CSE	3,265,460.00
Adv. Against Fees 22nd Batch , ECE	2,150,770.00
Adv. Against Fees 22nd Batch , EE	770,810.00
Adv. Against Fees 22nd Batch,IT	1,684,270.00
Adv. Against Fees 23rd Batch ,CSE	2,105,500.00
Adv. Against Fees 23rd Batch ,ECE	1,500,100.00
Adv. Against Fees 23rd Batch ,EE	414,600.00
Adv. Against Fees 23 Rd Batch, IT	968,800.00
ADV.AGAINST FEES LAT 16TH BATCH CSE	60,320.00
ADV.AGAINST FEES LAT 16TH BATCH ECE	47,670.00
ADV.AGAINST FEES LAT 16TH BATCH EE	21,600.00
ADV.Against Fees LAT, 16th Batch IT	2,000.00
Advance Against Fees 16th Batch MCA	184,540.00
ADVANCE AGAINST FEES 19TH BATCH CSE	1,101,045.90
Advance Against Fees,19th Batch,Ece	1,114,897.08
ADVANCE AGAINST FEES 19TH BATCH EE.	445,540.00
ADVANCE AGAINST FEES,19TH BATCH ,IT	561,480.00
ADVANCE AGAINST FEES 20TH BATCH ,BBA	1,387,545.84
ADVANCE AGAINST FEES 20TH BATCH ,BCA	1,286,422.36
Adv. Gainst Fees 23rd Batch ,IT	84,800.00



TOTAL


61,992,414.37

B.P. PODDAR FOUNDATION FOR EDUCATION	
	Amount(Rs.)
NOTE- "N"	
FEES RECEIVED	
ADMISSION FEES	2,825,000.00
TUTION FEES	196,482,588.00
DEVELOPMENT FEE	3,734,000.00
LIBRARY & BOOK BANK	3,008,000.00
	206,049,588.00
NOTE- "O"	
INTEREST RECEIVED	
INTEREST ON SAVINGS F D ACCOUNT	1,370,024.77
	1,370,024.77
NOTE- "P"	
MISC. RECEIPTS	
ELECTRIC CHARGES RECEIVED	1,097,546.00
MISC. INCOME	378,732.24
PROSPECTUS BBBC	391,100.00
TRAINING & EXAM. FEES	372,760.00
XEROX CHARGES RECEIVED	1,969.00
Junk Disposal	30,940.00
Liability written back	18,000.00
Processing Fees	12,000.00
Grant -MODROB	800,000.00
Registration Fees	82,400.00
Sale of Old Scrapped Batteries	12,350.00
Security Money	3,300.00
Staff Dues Forfeited	31,725.00
T C Charges	21,600.00
CBSE Exam Conducting Fees	14,696.00
Discount on Admission Fees	47,500.00
Medical Fees	13,898.00
Closing Stock of Diesel	16,277.00
	3,346,793.24
TOTAL INCOME-	3,346,793.24

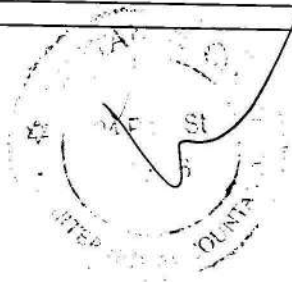


B.P PODDAR FOUNDATION FOR EDUCATION

<u>Particulars</u>	<u>Amount(Rs.)</u>
<u>NOTE- "Q"</u>	
<u>SALARY & OTHER ALLOWANCE</u>	
SALARY	127,186,048.00
HOUSE RENT ALLOWANCE	7,226,693.00
	134,412,741.00
<u>NOTE- "R"</u>	
<u>CONT. TO PROVIDENT & OTHER FUNDS</u>	
E.D.L .I. CHARGES	156,720.00
EMPLOYER'S CONT, TO PF	3,631,432.00
PF. ADMIN CHARGES	304,695.00
PENSION FUND	2,442,272.00
EMPLOYER'S CONT, TO ESI	285,202.00
	6,820,321.00
<u>NOTE- "S"</u>	
<u>STAFF WELFARE EXPENSES</u>	
STAFF WELFARE	165,711.00
MEDICAL ALLOWANCES	818,100.00
	983,811.00
<u>NOTE - "T"</u>	
<u>RENT PAID</u>	4,740,318.00
	4,740,318.00
<u>NOTE- "U"</u>	
<u>AUDIT FEES</u>	125,000.00
	125,000.00
<u>NOTE- "V"</u>	
<u>DEPRECIATION</u>	14,156,291.02
	14,156,291.02




B.P PODDAR FOUNDATION FOR EDUCATION	
	Amount(Rs.)
MISCELLANEOUS EXPENSES	
NOTE- "W"	
ADVERTISEMENT & PUBLICITY	3,539,050.50
AFFILIATION FEES	382,500.00
ALLOWANCES	209,969.00
BOOKS & PERIODICALS	3,289.00
CAR HIRE CHARGE	68,464.00
COMPUTER MAINTENANCE	53,560.00
COMPUTER STATIONERY	37,021.00
CONVEYANCE	64,869.00
CONVEYANCE ALLOWANCES	464,400.00
COOLIE & CARTAGE	12,000.00
COUNCELLING EXPENSES	39,187.00
COURIER CHARGES	290.00
ELECTRIC CHARGES	4,800,448.49
Faculty Development expenseses	16,244.00
Fest Expenses	13,000.00
fire Fiting Expnese	26,010.00
EXAMINATION EXPENSES	48,919.00
FOUNDATION DAY CELEBRATION EXPS.	1,232.00
GARDENING EXPENSES	29,359.00
GENERAL EXPENSES	220,970.00
GRATUITY	296,226.77
Hire Charges	1,680.00
HONOURIUM	5,894,780.33
Lecture Session	16,000.00
INTERNET EXPENSES	523,370.00
LABORATORY EXPENSES	29,957.00
LEGAL CHARGES	7,520.00
LIBRARY EXPENSES	68,187.00
MEETING & CONFERENCE EXPENSES	22,000.00
MEMBERSHIP FEES	61,800.00
MISC. EXPENSES	1,988.00
MOTOR CAR REP. & MAINTENACE	871,216.00
OFFICE MAINTENANCE	131,331.00
PLACEMENT EXPENSES	8,955.00
POSTAGE & STAMP	9,077.00
POWER & FUEL	60,244.00
PRINTING & STATIONERY	346,302.00
PROFESSIONAL SERVICE CHARGES	2,682,900.00
PUJA EXPENSES	33,546.00
REPAIR & MAINTENANCE (CIVIL)	195,294.00
REPAIR & MAINTENANCE (ELECTRICAL)	110,564.00
REPAIRS & MAINTENANCE	1,594,760.30
REPAIRS TO FURNITURE	38,290.00
SECURITY SERVICE CHARGES	1,746,997.00
SEMINAR EXPENSES	6,000.00
SOFTWARE LICENSE FEE	3,540.00
SUBSCRIPTION	14,500.00
TELEPHONE & TELEX INTERNET CHARGES	429,950.11
TRAINING EXPENSES	116,435.00
TRAVELLING EXPENSES	36,360.00
BANK CHARGES	11,690.25
DONATION PAID	3,667,780.00
TOTAL A	29,070,022.75




B.P. PODDAR FOUNDATION FOR EDUCATION

	Amount(Rs.)
MISCELLANEOUS EXPENSES	
NOTE- "W"(Continue)	
ANNUAL MAINTANENCE CHAREGES	-
INSURANCE	456,390.50
ROUND OFF	(0.08)
MEDICAL EXPENSES	84,710.00
C BLOCK AUDITORIUM	5,500.00
INTEREST PAID	27,950.00
MAKAUT EXAM. FORM FILL UP	69,400.00
AICTE	250.00
Annual Maintenance Chareges	515,274.00
Bissys Exam	1,970.00
BOOK FAIR 2022	196,340.00
INTEREST ON P TAX	804.00
JOURNAL	36,563.00
REPUBLIC DAY CELEBERATION	1,044.00
Round Off	1.34
SECI EXAM	2,650.00
Soft Skill Training Expenses	50,000.00
Vishwakarma Puja	15,285.00
WB -COOPERATIVE EXAM	1,173.00
WBPRB EXAM	1,887.00
Web Hosting Expenses	16,524.72
Work Shop Exp	7,400.00
ZOOM PLATFORM EXPENSES	53,156.00
Loss on sale of Motor Car	49,980.00
TRANSPORTATION CHARGES	5,350.00
TRAVELLING EXPENSES	266,496.00
TUTION FEE RELIEF (TFW SCHEME)	4,844,550.00
TUTION FEE RELIEF (WBFS)	714,750.00
UNIVERSITY REGISTRATION FEE- SALT LAKE	4,000.00
Vishwakarma Puja -S Lake	4,915.00
WEBSITE EXPENSES	79,000.00
Assets written off	50,000.00
Donation Paid	26,500,000.00
Opening Stock Diesel	63,598.96
Diesel Consumable	1,801,739.90
Bad Debts Expenses	297,740.00
Canteen/Mess Expenses	1,122,708.00
CBSE Affiliation Fees for 5 Years	50,000.00
CBSE Annual Conference of Sahodaya School 2021-22	885.00
CBSE Training Registration Fees	10,000.00
Covid-19 Precautionary Expenses	4,814.00
Digital Education Expenses	88,500.00
Discount on Registration Form	500.00
Discount on Tution Fee	172,456.00
DPS Frenchise Fees	1,399,480.00
DPS Society Meeting Expenses	25,000.00
Earn Leave Encashment Exp	57,444.00
Election Duty Expenses	32,550.00
ESIC Expenses	58,400.00
Fees Wrongly Charged	35,700.00
Festival Expenses	13,539.00
Function & Festival Expenses	19,535.00
GST on Various Purchase Items	6,957.56
Hostel Maintenance/Entertainment Expenses	4,600.00
Interest on Vehicle Loan	311,267.13
Laundry Washing & Dry Cleaning Expenses	92,695.00
Loan Processing Charges	1,892.16
Mediclaime Insurance	20,715.00
News Paper & Magazine Expenses	6,858.00
Rent Rent & Taxes	400.00
Rounded Off	(1.07)
School Prospectus	78,750.00
Sports Expenses	9,930.00
Staff Welfare Expenses	33,869.00
Tour Expenses for Hostel Admission	28,588.00
Tour & Travel Expenses	15,250.00
Vehicle Running and Maintenance	364,822.00
Wages to Contractual Drivers	364,280.00
Watch & Word Expenses	1,095,920.00
Website Development Expenses	7,080.00
Total B	41,761,776.12
GRAND TOTAL A+B	70,831,798.87



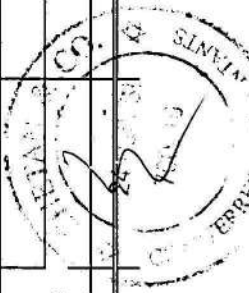
B.P.PODDAR INST. OF MGMT. & TECH
1-Apr-2021 to 31-Mar-2022

PARTICULARS	RATE OF DEP.	OPENING BALANCE	DATE OF ADDITION		Addition / Sale	Total	No. of Days	Depreciation	Closing Balance
			FROM	TO					
A.C.MACHINE	0.15	744,436.93	1-Apr-2021 27-Aug-2021 30-Aug-2021	31-Mar-22 31-Mar-22 31-Mar-22	- 86,000.00 27,000.00 113,000.00	744,436.93 86,000.00 27,000.00 857,436.93	364 216 213 -	111,666.00 12,900.00 4,050.00 128,616.00	632,770.93 73,100.00 22,950.00 728,820.93
TOTAL - I		744,436.93							
A.C MACHINE (SALT LAKE)	0.15	32,252.29	1-Apr-2021	31-Mar-22	-	32,252.29	365	4,838.00	27,414.29
TOTAL - II		32,252.29				32,252.29		4,838.00	27,414.29
Air Conditioner	0.15	45,445.00	1-Apr-2021	31-Mar-22	-	45,445.00	364	6,817.00	38,628.00
TOTAL - II		45,445.00				45,445.00		6,817.00	38,628.00
Air Purifier	0.15	10,427.00	1-Apr-2021	31-Mar-22	-	10,427.00	364	1,564.00	8,863.00
TOTAL - II		10,427.00				10,427.00		1,564.00	8,863.00
Bar Code Reader	0.15	3,148.00	1-Apr-2021	31-Mar-22	-	3,148.00	364	472.00	2,676.00
TOTAL - II		3,148.00				3,148.00		472.00	2,676.00
Battery	0.15	21,904.00	1-Apr-2021 22-Feb-2022	31-Mar-22 31-Mar-22	37,000.00	21,904.00 37,000.00	364 37	1,643.00 2,775.00	20,261.00 34,225.00
TOTAL - II		21,904.00			37,000.00	58,904.00		4,418.00	54,486.00
Biometric Device-SL	0.15	21,971.00	1-Apr-2021	31-Mar-22	-	21,971.00	364	3,296.00	18,675.00
TOTAL - II		21,971.00				21,971.00		3,296.00	18,675.00
BUILDING	0.10	17,852,211.00	1-Apr-2021	31-Mar-22	-	17,852,211.00	365	1,785,221.00	16,066,990.00
TOTAL - IV		17,852,211.00				17,852,211.00		1,785,221.00	16,066,990.00
BY-CYCLE	0.15	354.36	1-Apr-2021	31-Mar-22	-	354.36	365	53.00	301.36
TOTAL - V		354.36				354.36		53.00	301.36
CCTV-S.Lake	0.15	1,746.00	1-Apr-2021	31-Mar-22	-	1,746.00	365	262.00	1,484.00
TOTAL - V		1,746.00				1,746.00		262.00	1,484.00
CCTV-VIP	0.15	290,141.09	1-Apr-2021	31-Mar-22	-	290,141.09	364	43,521.00	246,620.09
							0	-	-
							0	-	-
							0	-	-




B.P.PODDAR INST. OF MGMT. & TECH
1-Apr-2021 to 31-Mar-2022

PARTICULARS	RATE OF DEP.	OPENING BALANCE	DATE OF ADDITION		Addition / Sale	Total	No. of Days	Depreciation	Closing Balance
			FROM	TO					
TOTAL - VI		290,141.09	-	-	-	290,141.09	-	43,521.00	246,620.09
CELLING FAN	0.15	17,198.00	1-Apr-2021	31-Mar-22	-	17,198.00	364	2,580.00	14,618.00
TOTAL - VI		17,198.00	-	-	-	17,198.00	-	2,580.00	14,618.00
COMPUTER	0.40	4,095,474.79	1-Apr-2021	31-Mar-22	-	4,095,474.79	364	1,638,190.00	2,457,284.79
			21-Mar-2022	31-Mar-22	49831.00	49,831.00	10	9,966.00	39,865.00
			7-Jul-2021	31-Mar-22	800000.00	800,000.00	267	320,000.00	480,000.00
TOTAL - VII		4,095,474.79	-	-	849,831.00	4,945,305.79	0	1,968,156.00	2,977,149.79
COMPUTER (SALT LAKE)	0.40	7,378.42	1-Apr-2021	31-Mar-22	-	7,378.42	364	2,951.00	4,427.42
TOTAL - VIII		7,378.42	-	-	-	7,378.42	-	2,951.00	4,427.42
COMPUTER WIRELESS NETWORKING	0.40	6,048.91	1-Apr-2021	31-Mar-22	-	6,048.91	364	2,420.00	3,628.91
TOTAL - IX		6,048.91	-	-	-	6,048.91	-	2,420.00	3,628.91
COMPUTER WIRELESS NETWORKING SL	0.40	3,644.00	1-Apr-2021	31-Mar-22	-	3,644.00	364	1,458.00	2,186.00
TOTAL - IX		3,644.00	-	-	-	3,644.00	-	1,458.00	2,186.00
CODLESS PHONE	0.15	3,193.00	1-Apr-2021	31-Mar-22	-	3,193.00	364	479.00	2,714.00
TOTAL - X		3,193.00	-	-	-	3,193.00	-	479.00	2,714.00
D.G.SET	0.15	375,668.07	1-Apr-2021	31-Mar-22	-	375,668.07	364	56,350.00	319,318.07
							0	-	-
TOTAL - X		375,668.07	-	-	-	375,668.07	-	56,350.00	319,318.07
DIGITAL CAMERA	0.15	1,211.56	1-Apr-2021	31-Mar-22	-	1,211.56	364	182.00	1,029.56
TOTAL - XI		1,211.56	-	-	-	1,211.56	-	182.00	1,029.56
DONGLE	0.4	3,437.00	1-Apr-2021	31-Mar-22	-	3,437.00	364	1,375.00	2,062.00
TOTAL - XI		3,437.00	-	-	-	3,437.00	-	1,375.00	2,062.00
ELEC. INSTALLATION (SLAKE)	0.15	4,053.69	1-Apr-2021	31-Mar-22	-	4,053.69	364	608.00	3,445.69
TOTAL - XII		4,053.69	-	-	-	4,053.69	-	608.00	3,445.69



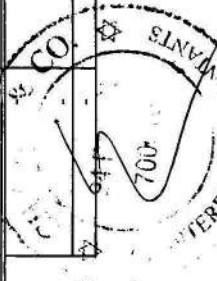
B.P.PODDAR INST. OF MGMT. & TECH
1-Apr-2021 to 31-Mar-2022

PARTICULARS	RATE OF DEP.	OPENING BALANCE	DATE OF ADDITION		Addition / Sale	Total	No. of Days	Depreciation	Closing Balance
			FROM	TO					
ELEC. EQUIPMENT	0.15	208,469.50	1-Apr-2021	31-Mar-22	-	208,469.50	364	31,270.00	177,199.50
			13-Sep-2021	31-Mar-22	45,581.00	45,581.00	199	6,837.00	38,744.00
			18-Feb-2022	31-Mar-22	12,970.00	12,970.00	41	973.00	11,997.00
			11-Mar-2022	31-Mar-22	3,102.00	3,102.00	20	233.00	2,869.00
TOTAL - XII		208,469.50	-	-	61,653.00	270,122.50	-	39,313.00	230,809.50
ELECTRICAL FITTING	0.10	213,124.01	1-Apr-2021	31-Mar-22	-	213,124.01	364	21,312.00	191,812.01
TOTAL - XIII		213,124.01	-	-	-	213,124.01	-	21,312.00	191,812.01
ELECTRIC INSTALLATION	0.15	449,069.12	1-Apr-2021	31-Mar-22	-	449,069.12	364	67,360.00	381,709.12
TOTAL - XIV		449,069.12	-	-	0.00	449,069.12	-	67,360.00	381,709.12
FINGER PRINT READER	0.15	3,955.63	1-Apr-2021	31-Mar-22	-	3,955.63	364	593.00	3,362.63
TOTAL - XV		3,955.63	-	-	0.00	3,955.63	-	593.00	3,362.63
FIRE FIGHTING EQUIPMENTS	0.15	3,466,952.65	1-Apr-2021	31-Mar-22	-	3,466,952.65	364	520,043.00	2,946,909.65
TOTAL - XVI		3,466,952.65	-	-	0.00	3,466,952.65	-	520,043.00	2,946,909.65
FIRE EXTINGUISHER	0.15	97,775.00	1-Apr-2021	31-Mar-22	-	97,775.00	364	14,666.00	83,109.00
TOTAL - XVII		97,775.00	-	-	0.00	97,775.00	-	14,666.00	83,109.00
FURNITURE & FIXTURE	0.10	3,183,327.72	1-Apr-2021	31-Mar-22	-	3,183,327.72	364	318,333.00	2,864,994.72
			10-Sep-2021	31-Mar-22	42,480.00	42,480.00	202	4,248.00	38,232.00
TOTAL - XVIII		3,183,327.72	-	-	42,480.00	3,225,807.72	-	322,581.00	2,903,226.72
FURNITURE & FIXTURE(S LAKE)	0.10	178,175.67	1-Apr-2021	31-Mar-22	-	178,175.67	364	17,818.00	160,357.67
TOTAL - XVIII		178,175.67	-	-	-	178,175.67	-	17,818.00	160,357.67
LABORATORY EQUIPMENT	0.15	2,877,332.71	1-Apr-2021	31-Mar-22	3,210.00	2,877,332.71	364	431,600.00	2,445,732.71
			31-Mar-2022	31-Mar-22	-	3,210.00	0	241.00	2,989.00
TOTAL - XVIII		2,877,332.71	-	-	3,210.00	2,877,332.71	0	-	2,989.00



B.P.PODDAR INST. OF MGMT. & TECH
1-Apr-2021 to 31-Mar-2022

PARTICULARS	RATE OF DEP.	OPENING BALANCE	DATE OF ADDITION		Addition / Sale	Total	No. of Days	Depreciation	Closing Balance
			FROM	TO					
TOTAL - XIX		2,877,332.71	-	-	3210.00	2,880,542.71	-	431,841.00	2,448,701.71
LAND		10,825,669.60	1-Apr-2021	31-Mar-22	-	10,825,669.60	-	-	10,825,669.60
TOTAL - XX		10,825,669.60	-	-	0.00	10,825,669.60	-	-	10,825,669.60
LAP TOP	0.40	43,388.58	1-Apr-2021	31-Mar-22	39,890.00	43,388.58	364	17,355.00	26,033.58
			24-Sep-2021	31-Mar-22	41,500.00	39,890.00	188	15,956.00	23,934.00
			16-Nov-2021	31-Mar-22	81,390.00	41,500.00	135	8,300.00	33,200.00
TOTAL - XXI		43,388.58	-	-	81,390.00	124,778.58	-	41,611.00	83,167.58
LCD PROJECTOR	0.15	490,835.19	1-Apr-2021	31-Mar-22	-	490,835.19	364	73,625.00	417,210.19
TOTAL - XXII		490,835.19	-	-	0.00	490,835.19	-	73,625.00	417,210.19
LIBRARY BOOKS	0.4	569,205.73	1-Apr-2021	31-Mar-22	-	569,205.73	364	227,682.00	341,523.73
			31-Mar-2022	31-Mar-22	273,066.00	273,066.00	0	-	273,066.00
							0	-	
							0	-	
TOTAL - XXIII		569,205.73	-	-	273,066.00	842,271.73	-	227,682.00	614,589.73
LIBRARY BOOKS (SALT LAKE)	0.4	299,148.51	1-Apr-2021	31-Mar-22	-	299,148.51	364.00	119,659.00	179,489.51
			31-Mar-2022	31-Mar-22	47,598.00	47,598.00	-	-	47,598.00
TOTAL - XXIV		299,148.51	-	-	47,598.00	346,746.51	-	119,659.00	227,087.51
LIFT	0.15	127,326.11	1-Apr-2021	31-Mar-22	-	127,326.11	364	19,099.00	108,227.11
TOTAL - XXV		127,326.11	-	-	-	127,326.11	-	19,099.00	108,227.11
MICRO WAVE OVEN	0.15	1,867.07	1-Apr-2021	31-Mar-22	-	1,867.07	365	280.00	1,587.07
TOTAL - XXVI		1,867.07	-	-	0.00	1,867.07	-	280.00	1,587.07
MOBILE	0.15	57,093.20	1-Apr-2021	31-Mar-22	-	57,093.20	364	8,564.00	48,529.20




B.P.PODDAR INST. OF MGMT. & TECH
1-Apr-2021 to 31-Mar-2022

PARTICULARS	RATE OF DEP.	OPENING BALANCE	DATE OF ADDITION		Addition / Sale	Total	No. of Days	Depreciation	Closing Balance
			FROM	TO					
TOTAL - XXVII		57,093.20	-	-	8,999.00	8,999.00	249	1,350.00	7,649.00
							0		
							0		
					8,999.00	66,092.20	-	9,914.00	56,178.20
MOBILE SALT LAKE	0.15	6,526.75	1-Apr-2021	31-Mar-22	-	6,526.75	364	979.00	5,547.75
							0		
TOTAL - XXVIII		6,526.75	-	-	0.00	6,526.75	-	979.00	5,547.75
MOBILE PHONE TRAINER	0.15	7,653.70	1-Apr-2021	31-Mar-22	-	7,653.70	364	1,148.00	6,505.70
TOTAL - XXIX		7,653.70	-	-	0.00	7,653.70	-	1,148.00	6,505.70
MOTOR CAR	0.15	4,383.23	1-Apr-2021	31-Mar-22	-	4,383.23	364	657.00	3,726.23
TOTAL - XXX		4,383.23	-	-	-	4,383.23	-	657.00	3,726.23
MUSIC SYSTEM	0.15	58,050.00	1-Apr-2021	31-Mar-22	-	58,050.00	364	8,708.00	49,342.00
TOTAL - XXXI		58,050.00	-	-	-	58,050.00	-	8,708.00	49,342.00
Note Counting Machine	0.15	4,319.00	1-Apr-2021	31-Mar-22	-	4,319.00	364	648.00	3,671.00
TOTAL - XXXII		4,319.00	-	-	-	4,319.00	-	648.00	3,671.00
OFFICE EQUIPMENT	0.15	469,306.83	1-Apr-2021	31-Mar-22	-	469,306.83	364	70,396.00	398,910.83
			16-Apr-2021	31-Mar-22	3,150.00	3,150.00	349	473.00	2,677.00
			11-Mar-2022	31-Mar-22	1,560.00	1,560.00	20	117.00	1,443.00
					4,710.00	474,016.83	-	70,986.00	403,030.83
TOTAL - XXXIII		469,306.83	-	-	-	474,016.83	-	70,986.00	403,030.83
OFFICE EQUIPMENT SALT LAKE	0.15	45,703.05	1-Apr-2021	31-Mar-22	-	45,703.05	364	6,855.00	38,848.05
			31-Mar-2022	31-Mar-22	2,301.00	2,301.00	0	173.00	2,128.00
							0		
							0		
							0		
							0		
							0		
							0		



B.P.PODDAR INST. OF MGMT. & TECH
1-Apr-2021 to 31-Mar-2022

PARTICULARS	RATE OF DEP.	OPENING BALANCE	DATE OF ADDITION		Addition / Sale	Total	No. of Days	Depreciation	Closing Balance
			FROM	TO					
TOTAL - XXXIII		45,703.05	-	-	2,301.00	48,004.05	-	7,029.00	40,975.05
PRINTER & SCANNER	0.15	137,914.27	1-Apr-2021	31-Mar-22	-	137,914.27	364	20,667.00	117,227.27
TOTAL - XXXIV		137,914.27	-	-	-	137,914.27	0	-	-
PRINTER & SCANNER (SALT LAKE)	0.15	8,708.61	1-Apr-2021	31-Mar-22	-	8,708.61	364	1,306.00	7,402.61
TOTAL - XXXV		8,708.61	-	-	-	8,708.61	-	1,306.00	7,402.61
PROJECTOR	0.15	179,528.11	1-Apr-2021	31-Mar-22	-	179,528.11	364	26,929.00	152,599.11
TOTAL - XXXVI		179,528.11	-	-	-	179,528.11	0	-	152,599.11
PROJECTOR - SALT LAKE	0.15	54,002.00	1-Apr-2021	31-Mar-22	-	54,002.00	364	8,100.00	45,902.00
TOTAL - XXXVII		54,002.00	-	-	-	54,002.00	0	-	45,902.00
REFRIGERATOR	0.15	8,168.00	1-Apr-2021	31-Mar-22	-	8,168.00	364	1,225.00	6,943.00
TOTAL - XXXVIII		8,168.00	-	-	-	8,168.00	0	-	6,943.00
SOLAR POWER SYSTEM	0.4	3,118.00	1-Apr-2021	31-Mar-22	-	3,118.00	364	1,247.00	1,871.00
TOTAL - XXXVII		3,118.00	-	-	-	3,118.00	-	1,247.00	1,871.00
SOFTWARE KIT	0.40	4,187.68	1-Apr-2021	31-Mar-22	-	4,187.68	364	1,675.00	2,512.68
TOTAL - XXXVIII		4,187.68	-	-	-	4,187.68	-	1,675.00	2,512.68
SPORTS EQUIPMENTS	0.15	7,945.97	1-Apr-2021	31-Mar-22	-	7,945.97	364	1,192.00	6,753.97
TOTAL - XXXIX		7,945.97	-	-	-	7,945.97	0	1,192.00	6,753.97
SPORTS EQUIPMENTS S.L	0.15	7,843.88	1-Apr-2021	31-Mar-22	-	7,843.88	364	1,177.00	6,666.88
TOTAL - XXXX		7,843.88	-	-	-	7,843.88	-	1,177.00	6,666.88



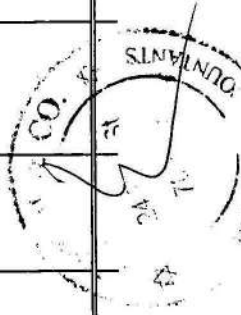
B.P.PODDAR INST. OF MGMT. & TECH
1-Apr-2021 to 31-Mar-2022

PARTICULARS	RATE OF DEP.	OPENING BALANCE	DATE OF ADDITION		Addition / Sale	Total	No. of Days	Depreciation	Closing Balance
			FROM	TO					
Submersible Pump	0.15	73,119.79	1-Apr-2021	31-Mar-22	-	73,119.79	364	10,968.00	62,151.79
TOTAL - XXXXI		73,119.79				73,119.79		10,968.00	62,151.79
TELEVISION	0.15	144,243.73	1-Apr-2021	31-Mar-22	-	144,243.73	364	21,637.00	122,606.73
TOTAL - XXXXII		144,243.73				144,243.73		21,637.00	122,606.73
WATER COOLER & PURIFIER	0.15	150,076.11	1-Apr-2021	31-Mar-22	-	150,076.11	364	22,511.00	127,565.11
TOTAL - XXXXIII		150,076.11				150,076.11		22,511.00	127,565.11
WATER PUMP (SALT LAKE)	0.15	1,317.65	1-Apr-2021	31-Mar-22	-	1,317.65	364	198.00	1,119.65
TOTAL - XXXXIII		1,317.65				1,317.65		198.00	1,119.65
WATER COOLER & PURIFIER S.L.	0.15	19,510.76	1-Apr-2021	31-Mar-22	-	19,510.76	364	2,927.00	16,583.76
TOTAL - XXXXIV		19,510.76				19,510.76		2,927.00	16,583.76
WATER PUMP	0.15	2,843.76	1-Apr-2021	31-Mar-22	-	2,843.76	364	427.00	2,416.76
TOTAL - XXXXV		2,843.76				2,843.76		427.00	2,416.76
WORKSHOP EQUIPMENTS	0.15	56,010.32	1-Apr-2021	31-Mar-22	-	56,010.32	364	8,402.00	47,608.32
TOTAL - XXXXVI		56,010.32				56,010.32		8,402.00	47,608.32
XEROX MACHINE	0.15	61,512.70	1-Apr-2021	31-Mar-22	-	61,512.70	364	9,227.00	52,285.70
TOTAL - XXXXVII		61,512.70				61,512.70		9,227.00	52,285.70
XEROX MACHINE (SALT LAKE)		9,961.23	1-Apr-2021	31-Mar-22	2,500.00	9,961.23	364	1,494.00	8,467.23
			31-Mar-2022	31-Mar-22		2,500.00	0	188.00	2,312.00



B.P.PODDAR INST. OF MGMT. & TECH
1-Apr-2021 to 31-Mar-2022

PARTICULARS	RATE OF DEP.	OPENING BALANCE	DATE OF ADDITION		Addition / Sale	Total	No. of Days	Depreciation	Closing Balance
			FROM	TO					
TOTAL - XXXXVIII		9,961.23			2,500.00	12,461.23		1,582.00	10,779.23
E JOURNAL	0.40	729,949.12	1-Apr-2021	31-Mar-22	-	729,949.12	364	291,980.00	437,969.12
			31-Mar-2022	31-Mar-22	295,576.00	295,576.00	0	59,115.00	236,461.00
							0	-	-
							0	-	-
							0	-	-
TOTAL - XXXIX		729,949.12			295,576.00	1,025,525.12	-	351,095.00	674,430.12
Motor Pump VIP	0.15	35,993.00	1-Apr-2021	31-Mar-22	-	35,993.00	364	5,399.00	30,594.00
TOTAL - XXXXVIII		35,993.00			-	35,993.00		5,399.00	30,593.00
UPS System	0.15	76,846.80	1-Apr-2021	31-Mar-22		76,846.80	364	11,527.00	65,319.80
TOTAL - XXXXVIII		76,846.80			-	76,846.80		11,527.00	65,318.80
WEB Camera	0.15	53,197.00	1-Apr-2021	31-Mar-22		53,197.00	364	7,980.00	45,217.00
TOTAL - XXXXVIII		53,197.00			-	53,197.00		7,980.00	45,216.00
Xerox Machine -Park Street	0.15	29,753.00	1-Apr-2021	31-Mar-22		29,753.00	364	4,463.00	25,290.00
TOTAL - XXXXVIII		29,753.00			-	29,753.00		4,463.00	25,289.00
40 KVA DG SET S. LAKE	0.15	397,036.55	1-Apr-2021	31-Mar-22		397,036.55	364	59,555.48	337,481.07
TOTAL - XXXXIX		397,036.55			-	397,036.55		59,555.48	337,480.07
INVERTER CITY OFFICE	0.15	44,199.00	1-Apr-2021	31-Mar-22		44,199.00	364	6,629.85	37,569.15
TOTAL - XXXXIX		44,199.00			-	44,199.00		6,629.85	37,568.15
GRAND TOTAL OF FIXED ASSETS - (A) (I - XXXXVIII)		49,526,989.71			1,823,314.00	51,350,303.71		6,621,355.33	44,728,943.38
WORK IN PROGRESS									
CAPITAL W-I-P -UNDISTRIBUTED LAP TOP									
CAPITAL W-I-P -FIRE-FIGHTING									
GRAND TOTAL OF W-I-P (B)									



B.P.PODDAR INST. OF MGMT & TECH
1-Apr-2021 to 31-Mar-2022

PARTICULARS	RATE OF DEP.	OPENING BALANCE	DATE OF ADDITION		Addition / Sale	Total	No. of Days	Depreciation	Closing Balance
			FROM	TO					
GROSS TOTAL (A + B)		49,526,989.71			1,823,314.00	51,350,303.71		6,621,355.33	44,728,948.38

