

# CHETAN & CO

## CHARTERED ACCOUNTANTS

PARK CENTRE(2<sup>nd</sup> Floor) 24 Park Street, Kolkata - 700 016

Phone: (033) 4601 2507 E-mail : chetanco@hotmail.com

### FORM No. 10B

[See rule 16CC and 17]

**Audit report under clause (b) tenth proviso to clause (23C) of section 10 and sub-clause (ii) of clause (b) of sub-section (1) of section 12A of the income-tax act 1961 in the case of trust**

We have examined the balance sheet of M/s B.P. PODDAR FOUNDATION FOR EDUCATION [hereinafter referred as the "Trust"] PAN-AAATB5418M as at 31/03/2023 and the Income and Expenditure account for the year ended on that date are in agreement with the books of account maintained by the said Trust.

We have obtained all the information and explanations to the best of our knowledge and belief which are necessary for the purposes of the audit.

In our opinion, proper books of account have been maintained at the head office audited by us and the Kashi Unit of the above named Trust not visited by us and audited by other auditors, so far as it appears from our examination of the books, and proper returns and reports are adequate for the purpose of audit have been received from Kashi Unit not visited by us, at the address mentioned at serial number 14 of the Annexure:

In our opinion and to the best of our information and according to explanations given to us, the particulars given in the Annexure are true and correct subject to following observations or qualifications—

- a) Our examination of Form No.10B was made in accordance with the generally accepted auditing standards. Accordingly, due to voluminous nature of the transactions, we have applied test checks where ever applicable based on materiality.
- b) Audit Report along with Annexure Form No. 10B includes Audited Balance Sheet, Income & Expenditure and Form 10B of Kashi unit audited by Other Auditor furnished to us for verification purposes.
- c) We have relied on the certificate of the management for the books of accounts maintained by the trust and have examined only such books and records as were necessary for enabling us to certify the particulars required to be furnished under rule 17AA of the Income Tax Act 1961.
- d) In Serial Number 31(x) of the Annexure, we have verified the provision of Section 40A regarding the deduction of tax at source and regarding the payment thereof to the credit of Central Government in accordance with the Auditing Standard commonly accepted in India, which include test checks and concept of Materiality. There were non-compliances based on such audit procedure.
- e) In Serial Number 41 of the Annexure, we have relied on the details of specified person as referred to in sub-section (3) of section 13. Further no information has been received for reporting purposes of relatives details as per above section except for information as reported under Serial Number 41 of the Annexure.
- f) In Serial number 49 of the Annexure, we have verified the compliance with the provisions of Chapter XVII-B of the Income-tax Act, 1961 (the Act) relating to the deduction of tax at source and the payment thereof to the credit of the Central Government in accordance with the prevalent Auditing Standards, which contemplate, inter alia, reliance on tests checks and the concept of materiality.

Considering the volume of transactions and information involved, the verification of the particulars given under this serial number 49 is based on the broad review of the procedures followed for ensuring compliances, review of Internal checks, internal control, test check of transactions and facts thereof.

The particulars are furnished by the management on which we have relied for completeness or accuracy.



Subject to the above, In our opinion and to the best of our information, and according to information given to us, the said accounts give a true and fair view—


- i. In the case of the balance sheet, of the state of affairs of the above named trust as on 31/03/2023 ;and
- ii. In the case of the Income and Expenditure account, of the income and application of its accounting year ending on 31/03/2023.

Subject to following observations or qualifications:

- a) Note No. G 'Loans & Advances' include Advance for Land at Rajarhat amounting of INR 57 Lacs and Note No. I 'Deposit' include balance of INR 3 Lacs, which have not been confirmed as on March 31st, 2023. Hence, we are unable to comment on its consequential impact upon receipt of such confirmation/Reconciliation, if any;

The prescribed particulars are annexed hereto.

For Chetan & Co.  
Chartered Accountants  
Firm's Registration No. 321151E

  
Malaya Ray Chaudhuri  
Partner  
Membership No. 053201  
UDIN: 23053201BGZHQZ8253

Place: Kolkata  
Date: 30<sup>th</sup> October, 2023



**B.P. Poddar Foundation for Education**  
BALANCE SHEET AS AT 31ST MARCH 2023

LIABILITIES	Amount(Rs.)	ASSETS	Amount(Rs.)	Amount(Rs.)
<b>TRUST FUND</b>		<b>FIXED ASSETS</b>		
<b>GENERAL FUND</b>		AS PER SCHEDULE		
BALANCE AS PER LAST ACCOUNT	244,052,630.59	i) GROSS BLOCK	165,246,227.02	152,814,951
Add: Donation Received(Corpus)	-	ii) LESS : DEPRECIATION	12,431,276.04	
Add: EXCESS OF INCOME OVER EXPENDITURE	(26,864,844.51)	iii) NET BLOCK		
	217,187,786.08	iv) CAPITAL WORK-IN-PROGRESS		22,500,000.00
<b>CURRENT LIABILITIES &amp; PROVISIONS</b>		<b>CURRENT ASSETS</b>		
OTHER LIABILITIES	85,547,538.37	LOANS & ADVANCES		
ADVANCE AGAINST FEES	93,941,455.83	CASH IN HAND	2,156,334.73	
		CASH-AT-BANK		
		IN SAVINGS ACCOUNTS	28,572,270.82	
		IN CURRENT ACCOUNTS	52,967,222.55	
		IN FIXED DEPOSIT ACCOUNTS	27,028,318.00	110,724,146
		LOAN TO OTHER		
		ADVANCE RECOVERABLE IN CASH OR IN KIND FOR VALUE TO BE RECOVERED	65,156,102.78	
		INTEREST RECEIVABLE	196,115.97	
		DEPOSITS	2,957,223.00	68,309,442
		OTHER RECEIVABLE		42,328,241
<b>TOTAL-</b>	<b>396,676,780</b>	<b>TOTAL-</b>	<b>396,676,780</b>	

SIGNIFICANT ACCOUNTING POLICIES & NOTES ON ACCOUNTS SCHEDULED AS PER OUR REPORT FOR CHETAN & CO. THIS DATE ANNEXED

CHARTERED ACCOUNTANTS  
Clear Reg'n No. 2475

Malaya Ray Chaudhuri  
PARTNER  
MEMBERSHIP NO-053201

Kolkata  
Date: **30 OCT 2023**

CHETAN & CO.  
24 Park St  
700016  
CHARTERED ACCOUNTANTS

TRUSTEE  
For B.P. Poddar Foundation for Education  
Arunsh Boddar  
Trustee

**B.P.PODDAR FOUNDATION FOR EDUCATION  
INCOME & EXPENDITURE ACCOUNT  
FOR THE YEAR ENDED 31ST MARCH 2023**

EXPENDITURE	NOTE	Amount(Rs.)	INCOME	NOTE	Amount(Rs.)	Amount(Rs.)
TO SALARY & OTHER ALLOWANCE	<u>Q</u>	137,922,511.00	<u>FEES RECEIVED</u>	<u>N</u>		
CONTR. TO PROVIDENT & OTHER FUNDS	<u>R</u>	6,820,380.00	ADMISSION		3,742,500.00	
STAFF WELFARE	<u>S</u>	1,690,696.00	TUITION		203,858,171.00	
RENT ACCOUNT	<u>T</u>	4,644,318.00	DEVELOPMENT FEE		2,724,000.00	
			LIBRARY BOOK BANK		3,402,500.00	
			REGISTRATION FEES		126,000.00	213,853,171.00
AUDIT FEES	<u>U</u>	125,000.00	<u>INTEREST</u>	<u>O</u>		
DEPRECIATION	<u>V</u>	12,431,276.04	BANK & OTHERS			1,568,317.20
MISCELLANEOUS EXPENSES	<u>W</u>	85,356,972.98	<u>MISCELLANEOUS RECEIPTS</u>	<u>P</u>		6,704,821.31
EXCESS OF INCOME OVER EXPENDITURE-		(26,864,844.51)				
<b>TOTAL :-</b>		<b>222,126,309.51</b>	<b>TOTAL:-</b>			<b>222,126,309.51</b>

SIGNIFICANT ACCOUNTING POLICIES & NOTES AS PER REPORT ON EVEN DATE ATTACHED

OF ACCOUNTS **AS PER OUR REPORT OF THIS DATE ANNEXED**  
FOR CHETAN & CO.

CHARTERED ACCOUNTANTS  
Firm Regn No. 32115E

Malaya Ray Chaudhuri  
PARTNER  
MEMBERSHIP NO-053201


KOLKATA  
Date: **30 OCT 2023**

TRUSTEE

TRUSTEE

For B.P. Poddar Foundation for Education

*Agush Babbar*  
Trustee



Refer i. 1 of Annexure of Form No.10BB.P.PODDAR FOUNDATION FOR EDUCATION

PAN- AAATB5418M

Computation of Income for the previous year relevant to  
Asst. Year 2023-2024 applied to Charitable Purpose

	Rs.	Rs.	Rs.
Gross Receipts as per Income & Expenditure A/c on 31.03.2023			222,126,309.51 ✓
<b>Less:</b>			
Application as per Income & Expenditure A/c	248,991,154.02		
Less : Depreciation	12,431,276.04		
Less : Interest on TDS	-		
Less: Provision for Municipal Tax	-		
	<u>236,559,877.98</u>		
Add: Capital Expenditure as per Note "A" (except Capital Work in Progress-Refer Note 'A') Capital Work in Progress as per Schedule "A" Annexed to Balance Sheet	3,108,915.00		
<b>Surplus/Deficit</b>		<u>3,108,915.00</u>	<u>239,668,792.98</u>
			<u><u>(17,542,483.47)</u></u>
Lower of 15% of Gross Income i.e Rs 220,540,735.51 i.e Rs. 33,081,110.33			<u>(17,542,483.47)</u>
			<u><u>NIL</u></u>

Income Tax  
Less: TDS:  
Refundable

NIL
<u>214,635.94</u>
<u>214,635.94</u>



For B.P. Poddar Foundation for Education

*Arjunsh Baddley*  
Trustee

B.P PODDAR FOUNDATION FOR EDUCATION	
CURRENT ASSETS & LOAN ADVANCES	Amount(Rs.)
<b>CASH AT BANK &amp; OTHERS INVESTMENT</b>	
<b>NOTE-"B"</b>	
CASH- IN- HAND	201,697.20
INSTITUTE (VIP)	1,797,678.10
INSTITUTE (SALT LAKE)	156,960.00
	<b>2,156,335.30</b>
<b>NOTE-"C"</b>	
<b>CASH AT BANK</b>	
<b>SAVINGS</b>	
CENTRAL BANK OF INDIA-SAVINGS A/C	17,742,168.29
THE FEDERAL BANK- SAVINGS A/C	10,637,945.20
INDIAN OVERSEAS BANK	192,157.33
	<b>28,572,270.82</b>
<b>NOTE-" D"</b>	
<b>CURRENT ACCOUNT</b>	
BANK OF BARODA (TEGHARIA)	1,407,534.39
BANK OF BARODA (SALT LAKE)	4,076,724.23
CENTRAL BANK OF INDIA -CURRENT A/C	5,685,269.22
CENTRAL BANK OF INDIA-C A/C SCI	29,697.50
INDIAN OVERSEAS BANK	276,528.77
HDFC BANK -A/C NO. 0822	28,863,977.00
PUNJAB NATIONAL BANK-KASHI FEES A/C	6,320,696.55
PUNJAB NATIONAL BANK-UNIT OF DPS	482,971.82
HDFC Current Account 50200053256649	10,381.23
HDFC Savings Account No. 50100386414560	2,693,061.25
THE FEDERAL BANK	3,120,380.59
SBI BANK-DPS	-
	<b>52,967,222.55</b>
<b>NOTE-" E"</b>	
<b>FIXED DEPOSIT-DPS</b>	
FIXED DEPOSITS	591,318.00
	<b>26,437,000.00</b>
	<b>27,028,318.00</b>

B.P PODDAR FOUNDATION FOR EDUCATION	
NOTE-"F"	Amount(Rs.)
<b>LOAN TO OTHER</b>	
GEMINI DEALCOMM PVT LTD	-
	<b>-</b>
<b>NOTE-"G"</b>	
<b>LOANS &amp; ADVANCES (ASSETS)</b>	
ADVANCE FOR LAND (CHARISWAR)	18,844,683.00
ADVANCE FOR LAND (RAJARHAT)	5,700,000.00
OSST-17-18	16,000.00
APARNA GHOSH	101,950.00
DELNET	13,570.00
DST RESERCH PROJECT(SANDEEP GHOSH)	14,295.04
EXPENSES FOR DPS,KASHI	10,853,658.00
GRANT-MODRO-EE-DEPT.	313,925.00
INDIAN INSTITUTE OF MANAGEMENT BANGALORE	1,740.00
LIABILITY FOR EXPENSES -S.LAKE	43,010.00
NON CET EXAMINATION FEES -S LAKE	9,000.00
RAIMATA IMPEX PVT. LTD.	490.00
SURENDRA SHARMA	400,000.00
UDCSR-ESA BOSE	23,791.00
UNIVERSITY DEVELOPMENT FEE	823,900.00
UNIVERSITY DEVELOPMENT FEE - S. LAKE	37,250.00
NBA WORK	(482.00)
ADVANCE AGAINST SALARY (INST.)	30,000.00
ADVANCE TO PURNACHAND DAS	65,000.00
B.P.P.F.E.DPS,KASHI	75,248,516.00
B.P.PODDAR FOUNDATION FOR EDUCATION	-
B P PODDAR INSTITUTE OF MGT. & TECH	(86,098,974.63)
GREEN EARTH TECHONOLOGIES	376,532.00
INCOME TAX DEMAND	3,150,822.00
INCOME TAX DEMAND(A.Y.2009-10)	4,471,322.00
INDUSTRIAL TRAINING PROGRAM	72,063.00
MISC. INCOME RECEIVABLE	(1.00)
NSS CELL (SFU)-BPPIMT	66,532.00
PRATICK BISWAS (H.O)	1,000.00
PREPAID EXPENSES	130,289.00
PRIORITIES SOLUTIONS	500.00
DPS KASHI VARANASI	-
PUJA ADVANCE	145,600.00
RAM KUMAR MONDAL	13,000.00
SAYON PROCESS	63,834.00
INCOME TAX DEMAND (A.Y. 2009-10)	10,000.00
TDS ASSETS	2,903,703.29
AYUSH PODDAR	5,000,000.00
CLOSING STOCK	67,815.04
STAFF EXPENSES ADVANCE	2,728.00
SEMESTER FEES RECEIVABLE	21,619,774.04
ASHOK SINGH (ROAD EXPENSESE & OTHER)	30,000.00
ASSISTANT SECRETARY (ACCTS.)/DDO CBSE, ALLAHABAD	31,042.00
AWADHESH SINGH ( OLD PGT TEACHER)	4,050.00
BINEET KUMAR SINGH (ADVANCE EXPENSES )	20,000.00
C D F LUCKNOW	18,000.00
MACT ADJ COURT VARANASI	386,607.00
RAHUL SHUKLA (MARKETING )	47,258.00
RAJEEV KUMAR RAI (MARKETING )	(44,541.00)
RAJEEV KUMAR ( EXPENSES ADVANCE )	30,000.00
RAGISTRAR GENERAL HIGH COURT ALLAHBAD	25,000.00
SECURITY DEPOSITS WITH BSNL_FIBER-BB-SAC-998412	1,999.00
SECURITY WITH SUMAN GAS	9,000.00
SUSPENSE/ADVANCE CASH PAYMENTS FOR GENERAL EXPENSES	60,853.00
	<b>65,156,102.78</b>
<b>TOTAL</b>	<b>65,156,102.78</b>



**NOTE- "H"****INTEREST RECEIVABLE**

INTEREST ACCRUED CESC/WBSEDCO LTD  
Accrued Interest on Fixed Deposit

**NOTE- "I"****DEPOSIT**

DEPOSIT AGAINST TELEPHONE  
DEPOSIT (A.PAUL)  
DEPOSIT (ASHUTOSH PAUL)  
Deposit CESC  
DEPOSIT (VSNL)  
DEPOSIT WITH WBSEB  
SECURITY DEPOSIT(AIRTEL)  
SECURITY DEPOSIT (BHARAT ELEC.SERVICE)  
SECURITY DEPOSIT (CESC)  
Security Deposit(Telephone)  
SECURITY DEPOSIT (W.B.S.E.D.CO.LTD)  
SECURITY DEPOSIT (CESC)  
SECURITY DEPOSIT (ENGINEER SR. SATIONS)  
Security Deposit (New Alipore Flat)

**NOTE- "J"****OTHER RECEIVABLE**

ELECTRICITY CHARGES RECEIVABLE  
MAKAUT -SWC  
PRIORITEE  
TAPAS YADAV  
SUSHMITA ROY -S.L  
ABDUL MATIN  
ADHIR CHANDRA CHOWDHURY  
DEECEE ELECTROSYSTEMS PVT. LTD  
MAX SERVICES  
MEERA ENTERPRISE  
PATHAK ENTERPRISE  
SPB ENGINEERS (INDIA)  
ADV. AGAINST ADMISSION 21-22  
ADV. AGAINST ADMISSION B TECH  
APPLIED FOR TC  
BAD & DOUBTFUL DEBTS  
DAY SCHOLARS FOR 21-22  
DAY SCHOLARS FOR 22-23  
DAY SCHOLARS FOR 23-24  
FEE DEFAULTERS FOR SESSION 2020-21  
HOSTELLER'S FOR SESSION 21-22  
LEFT WITHOUT NOTICE  
LIKELY TO BE BAD DEBT  
NON REPORTING & WITHDRAW ADMISSION-22-23  
OPENING DEBTORS SUSUPENSE  
01 ADV. AGAINST FEES , BBA (BA)  
23RD ADV AGAINST FEES BBA  
23RD BATCH ADV. AGAINST FEES BCA  
ADV.AGAINST FEES,13TH BATCH,MCA  
ADV. AGAINST FEES,14TH BATCH,CSE  
ADV. AGAINST FEES ,15TH BATCH, CSE  
ADV. AGAINST FEES, 15TH BATCH, ECE,  
ADV. AGAINST FEES,15TH BATCH , EE  
ADV. AGAINST FEES, 15TH BATCH, IT  
ADV.AGAINST FEES, 15TH BATCH MCA  
ADV. AGAINST FEES 16TH BATCH, BBA  
ADV. AGAINST FEES 16TH BATCH ,BCA  
ADV. AGAINST FEES 16TH BATCH, CSE  
ADV. AGAINST FEES 16TH BATCH,ECE  
ADV. AGAINST FEES 16TH BATCH ,EE  
ADV. AGAINST FEES 16TH BATCH, IT  
ADV,AGAINST FEES 17TH BATCH, BBA  
ADV.AGAINST FEES,17TH BATCH BCA  
ADV.AGAINST FEES,17TH BATCH, CSE  
ADV.AGAINST FEES 17TH BATCH ECE  
ADV.AGAINST FEES,17TH BATCH,EE  
ADV AGAINST FEES 17TH BATCH IT  
ADV. AGAINST FEES 17TH BATCH MCA  
ADV.AGAINST FEES,18TH BATCH BBA  
ADV.AGAINST FEES,18TH BATCH-BCA  
ADV.AGAINST FEES , 18TH BATCH, CSE  
ADV.AGAINST FEES,18TH BATCH,ECE  
ADV AGAINST FEES, 18TH BATCH,EE  
ADV.AGAINST FEES, 18TH BATCH,IT  
ADV. AGAINST FEES 18TH BATCH , MCA  
ADV AGAINST FEES 19TH BATCH BBA  
ADV AGAINST FEES 19TH BATCH BCA  
Adv.Against Fees 19th Batch, MCA  
ADV.AGAINST FEES 20TH BATCH CSE

Amount(Rs.)

92,277.79

103,838.18

196,115.97

34,025.00

108,000.00

577,000.00

28,340.00

30,000.00

279,600.00

4,995.00

1,800.00

122,500.00

16,003.00

1,540,060.00

144,900.00

10,000.00

60,000.00

2,957,223.00

101,688.00

765,125.00

(53,595.00)

20,209.00

10,000.00

900.00

13,212.00

413.00

9,883.00

84,002.00

7,588.00

19,063.00

517,200.00

38,800.00

5,818.15

584,100.00

63,649.00

(2,593.00)

(923,006.00)

421,620.00

14,447.72

51,500.00

1,370,508.00

12,200.00

92,200.00

10,000.00

10,000.00

9,000.00

125,000.00

10,020.00

38,660.00

122,910.00

315,125.00

152,500.00

97,220.00

398,400.00

341,400.00

335,285.00

974,930.00

360,250.00

172,500.00

303,980.00

226,680.00

570,790.00

659,820.00

441,655.00

252,920.00

100,000.00

756,420.00

908,500.00

840,360.00

1,145,580.00

454,111.00

735,550.00

288,200.00

2,621,140.00

1,847,780.00

105,000.00

771,874.98



ADV.AGAINST FEES 20TH BATCH ECE	980,470.00
ADV.AGAINST FEES 20th Batch EE	205,080.00
ADV AGAINST FEES 20TH BATCH IT	368,020.00
ADV. AGAINST FEES 20TH BATCH , MCA	278,400.00
Adv Against Fees 21 Batch BCA	503,290.50
ADV. AGAINST FEES 21 BATCH, MCA	124,640.00
Adv. - Against Fees 21 St Batch BBA	368,550.00
ADV AGAINST FEES 21TH BATCH, CSE	1,333,928.82
ADV. AGAINST FEES 21TH BATCH ECE	1,484,076.46
ADV. AGAINST FEES 21TH BATCH EE	58,925.00
Adv. Against Fees 21th Batch IT	482,140.00
Adv. Against Fees 22 Batch , BBA	136,700.00
ADV. AGAINST FEES 22 BATCH ,BCA	155,850.00
ADV. AGAINST FEES 22ND BATCH, CSE	836,470.00
Adv. Against Fees 22nd Batch , ECE	1,273,830.00
Adv. Against Fees 22nd Batch , EE	272,950.00
Adv. Against Fees 22nd Batch,IT	640,705.00
Adv. Against Fees 23rd Batch ,CSE	929,060.00
Adv. Against Fees 23rd Batch ,ECE	2,060,694.00
Adv. Against Fees 23rd Batch ,EE	406,880.00
Adv. Against Fees 23 Rd Batch, IT	630,720.00
ADV. AGAINST FEES 24TH BATCH , IT	797,400.00
ADV.AGAINST FEES LAT 16TH BATCH CSE	97,300.00
ADV.AGAINST FEES LAT 16TH BATCH ECE	16,750.00
ADV.AGAINST FEES LAT 16TH BATCH EE	58,500.00
Adv. Againt Fees 24th Batch ,ECE	149,000.00
Adv. Aginst Fees 24th Batch ,CSE	625,000.00
Advance Against Fees 16th Batch MCA	358,760.00
ADVANCE AGAINST FEES 19TH BATCH CSE	1,230,730.00
Advance Against Fees,19th Batch,Ece	1,304,208.82
ADVANCE AGAINST FEES 19TH BATCH EE.	547,110.00
ADVANCE AGAINST FEES,19TH BATCH ,IT	1,044,650.00
ADVANCE AGAINST FEES 20TH BATCH ,BBA	1,768,420.00
ADVANCE AGAINST FEES 20TH BATCH ,BCA	1,070,540.00
	<b>42,328,241.45</b>
<b>LIABILITIES</b>	
<b>NOTE-"K"</b>	
<b>FUND A/C</b>	
BALANCE AS PER LAST ACCOUNT	244,052,631
ADD:CORPUS DONATION RECEIVED	-
ADD: EXCESS OF INCOME OVER EXPENDITURE	(26,864,844.51)
	<b>217,187,786.08</b>



B.P. PODDAR FOUNDATION FOR EDUCATION	
LIABILITIES	Amount(Rs)
NOTE-"L"	
<b>OTHER LIABILITIES</b>	
CBSE BOARD REGISTRATION FEES	5,400.00
EXAMINATION FEES	17,150.00
STUDENT FEES	10,125,356.98
ESIC PAYABLE	9,167.00
HOSTEL WELFARE FUND	130,643.00
CHETAN & CO.	91,525.00
NISSAN DEVELOPERS & PROP. PVT. LTD	65,373.00
CONSULTANTS	31,370.00
AAKRITI ENTERPRISES	1,800.00
ADITYA BUILDING MATERIALS	23,374.00
ANIL KUMAR	10,378.00
AVSG INFO SYSTEMS PVT LTD.	62,720.00
BANARAS SCIENCE HOUSE	24,461.00
BHARAT SANCHAR NIGAM	2,406.00
BHAWANI CONCRETE UDYOG	339,840.00
BAJAJ ALLIANZ GENERAL INSURANCE CO. LTD.	(108,471.00)
CENTRAL BOARD OF SECONDARY EDUCATION FOR (CBSE)	125,710.00
CURIOSITY TOWARDS CREATIVITY	58,138.00
EDURBS TECHNOLOGY PVT LTD	13,039.00
EDUCATIONAL ENTERPRISES_GST (FROM 1-APR-2017)	111,680.48
INDIAN REFRIGERATION	25,591.00
JAGRAN PRAKASHAN LTD	(20,000.00)
KALIA SPORTS	1,860.00
KANHAIYA LAL (LEBAOUR CHARGES WATERPROF)	7,774.00
MA GAYATRI BRICK FIELD	1,700.00
M.J.MOTORS	167.00
MOXXIE	5,254.00
NAVEEN HARDWARE AND BUILDING MATERIAL	51,980.00
OM SAI SECURITY	111,570.00
PRATIK PANDEY	7,200.00
PRAGYA PUBLICITY CENTRE	188,205.00
PUNEET AUTOMOBILES PVT. LTD.	1,410.00
RAM KISHOR KUSHWAHA	4,010.00
SAMADHAN	13,615.00
SANGEETA DEVI	9,689.00
SHRIJAAN ENTERPRISES	173,119.00
SHREE PARAMHANSH EIT UDHYOG	32,860.00
SINGHAM SECURITY SERVICES	225,834.00
SINGH PAINTS HARDWARE & SANITARY STORES	24,440.00
THE DELHI PUBLIC SCHOOL SOCIETY	1,389,480.00
TWINS DIGITAL GALLERY	6,915.00
VODAFONE IDEA LIMITED	2,526.84
WORKSTATION	22,500.00
OPG TRAVELS	11,200.00
<b>Total A</b>	<b>13,449,980.30</b>

B.P. PODDAR FOUNDATION FOR EDUCATION	
NOTE-"L"	(Amount Rs)
<b>OTHER LIABILITIES(Continue)</b>	
ADV AGAINST FEES, 5TH BATCH,BCA	45,500.00
RELUCTANT	67,100.00
STATUTORY PAYABLE	3,706,004.35
ABIR CHATTERJEE	63,112.00
ANIMA PRINTER	22,037.00
ARDENT COMPUTECH PVT LTD	58,500.00
ASHUTOSH PAUL	2,203,391.00
ASSOCIATED ELECTRICALS & EQUIPMENTS CORPN.	(40,000.00)
AVIJIT MONDAL	45,500.00
E. G. C. GROUP	184,307.00
KAVISH ONLINE SERVICES PVT LTD	3,000.00
KWALITY ENGINEERING WORKS	697.00
LIONEL INDIA LTD.	2,443.00
MAKAUT WB(SPECIAL SUPPLYMENTRT EXAM)	71,764.00
MEGA TRADE CENTRE	2,961.00
NABA DIGANTA WATER MANAGEMENT LTD	4,196.00
PPR/PPS EXAM	24,200.00
PRINTEC	3,947.00
RAMDAS MANDOL	3,861.00
RASHMI ADVERTISING	1,631.50
RUBY DAS	24,773.00
TELEPHONE EXP PAYABLE	2,993.00
UNICHEM SUPPLY AGENCY	3,894.00
ADV. AGAINST ADMISSION B TECH LATERAL,	704,100.00
ADV. AGAINST ADMISSION 21-22	4,111,647.65
DST PROJECT (LIPIKA ADHYA)	116,776.80
NEW ADMISSION 2022-23 -SLAT LAKE	300.00
RETAINION (VIP CAMPUS)	795.00
DELTA ELECTRONICS INDIA PVT. LTD.	156,062.08
EBSCO INTERNATIONAL INC	124,671.00
FEST	500.00
OTIS ELEVATOR COMPANY (INDIA) LTD.	456.22
P.P. ENGINEERING CO.	147,367.20
STAFF ADVANCE	123,062.00
STAFF ADVANCE (SALT LAKE)	34,591.00
APTECH LTD.	22,130.00
NATIONAL ACADEMY OF SKILL DEVELOPEMENT	166,320.00
SUSPENSE	463,185.11
SUSPENSE - NOT UPDATED BY STUDENTS	962,646.66
<b>Carried Forward</b>	<b>13,641,331.57</b>
<b>Brought Forward</b>	<b>13,641,331.57</b>
<b>Total B</b>	<b>13,641,331.57</b>



B.P PODDAR FOUNDATION FOR EDUCATION	
NOTE: "L"	Amount(Rs.)
<b>OTHER LIABILITIES(Continue)</b>	-
HDFC LIGHT COMMERCIAL VECHILE LOAN	1,498,575.39
TDS PAYABLE	213,422.00
EPF PAYABLE	355,880.00
GUPTA AGRAWAL JAIN & CO.	25,000.00
SALARY PAYABLE	736,673.47
LEFT/PASS OUT STUDENTS (CREDITORS)	4,800.00
ABHIRUP DUTTA	10,800.00
ADV AGAINST NEW ADMISION	10,000.00
ANINDYA SEN	25,200.00
ASSOCIATION OF PROFESSIONAL ACADEMIC INSTS.	780,035.00
AYANTIKA FURNITURE (ANUP BISWAS)	22,275.00
AYUSH PODDAR	146,000.00
BALAJI TOUR AND TRAVELLS	13,617.00
CAUTION DEPOSIT	25,353,355.00
CAUTION DEPOSIT-SALT LAKE	2,774,280.00
CONVEYANCE ALLOWNACE PAYABLE	31,900.00
C S I TRAINING PROGRAMME	32,840.00
DEPOSIT-GORABAZAR	10,000.00
DIPANKAR SARKAR _EMPLOYEE (VIP)	29,850.00
DITI DUTTEA	10,000.00
D K BOOK POINT	94,500.00
DR.SUBIR CHOUDHURY	477,000.00
EGC FACILITY MANAGEMENT PVT. LTD.	109,887.00
ELECTRICITY CHARGES PAYABLE	452,921.00
EXAMINATION FEES RECEIVED	225,800.00
EXAMINATION FEES RECEIVED (S.LAKE)	10,600.00
EXAMINATION FEES	58,961.00
FEES UNTRACEABLE	710,260.00
GLOBSYN SUMMER TRAINING	800,795.00
HBRP PUBLICATION	60,000.00
HONOURIUM PAYABLE	168,520.20
IET EXP	30,945.00
KM ENTERPRISE	155,291.00
LIABILITY FOR EXPENSES (22-23)	109.00
LIABILITY FOR EXPENSES ( INSTITUTE)	39,679.00
MAKAUT	780,456.92
MAKAUT REGISTRATION & DEVELOPMENT FEE	407,074.00
MAKAUT, WB (PPR / PPS )EXAM S.LAKE	9,000.00
MATRI ENTERPRISE	16,022.00
M.H.,M ELECTRONICS	244,137.00
MISC.RECEIPT	1,680.00
MOTOR CAR REPAIR AND MAINTANENCE -PAYABLE	78,128.00
MSK SOLUTIONS	590.00
MUNICIPAL TAX PAYABLE	256,120.00
NARAYAN AGARWAL	127,350.00
NATIONAL INSTITUTE FOR INDUSTRIAL TRAINING	55,000.00
NEW SEEMA	1,000.00
NISSAN DEVELOPERS & PROP. PVT. LTD	39,048.16
ODD-EVEN EXAM (MAKAUT)	56,623.00
PRADHAN MANTI KAUSHAL VIKASH YOJNA	366.00
PRITAM KUMAR GHOSH (STAFF VIP CAMPUS)	35,742.00
RETAINTION S.LAKE	22,770.00
RETENSION	108,137.50
RETENSION ON PROFESSION	7,020.00
SAMIRAN MANDAL	7,356.00
SAYAN PROCESS	101,244.00
SCHOLARSHIP	99,980.00
SECUIRITY DEPOSIT -INDUS TOWER	100,500.00
SECURITY DEPOSIT(BHARATI TEL.)	68,500.00
SOFT SKILL TRAINING 2017 BATCH	21,500.00
SOFT SKILL TRAINING 2018 BATCH	75,977.00
SPIE FUND	277,692.40
STUDENT FUND	7,454,981.00
STUDENT FUND-SALT LAKE	3,339,223.00
SUDAM CHARAN DAS	76,230.00
UGC-DAE-CSR CONT. GRANT (DR. RANJANA GOSWAMI)	8,708.26
UNIVERSITY REGISTRATION FEE	676,658.60
UNPAID SALARY	6,970,078.00
UNPAID SALARY -SALT LAKE	993,449.00
VIKRAM GS SERVICES	51,618.00
WBJEEB	406,495.60
<b>Total C</b>	<b>58,456,226.50</b>
<b>Grand Total A+B+C</b>	<b>85,547,538.37</b>



**B.P PODDAR FOUNDATION FOR EDUCATION**

(Amount Rs)

**NOTE-"M"**

**CURRENT LIABILITIES**

**ADVANCE AGAINST FEES**

01 ADV. AGAINST FEES , BBA (BA)	1,676,905.00
23RD ADV AGAINST FEES BBA	1,946,200.00
23RD BATCH ADV. AGAINST FEES BCA	4,709,680.00
ADV. AGAINST FEES,11TH BATCH,ECE	37,090.00
ADV. AGAINST FEES,12 TH BATCH,ECE	39,900.00
ADV.AGAINST FEES,12TH BATCH, M C A	1,400.00
ADV. AGAINST FEES,13TH BATCH, CSE	4,350.00
ADV. AGAINST FEES,13TH BATCH,IT	52,280.00
ADV. AGAINST FEES,14TH BATCH,CSE	3,000.00
ADV. AGAINST FEES,14TH BATCH, ECE	1,580.00
ADV.AGAINST FEES 14TH BATCH MCA	16,980.00
ADV. AGAINST FEES ,15TH BATCH,BBA	1,760.00
ADV. AGAINST FEES, 15TH BATCH, ECE,	320.00
ADV.AGAINST FEES, 15TH BATCH MCA	49,220.00
ADV. AGAINST FEES 16TH BATCH, BBA	1,023,340.00
ADV. AGAINST FEES 16TH BATCH ,BCA	827,560.00
ADV. AGAINST FEES 16TH BATCH, CSE	106,145.00
ADV. AGAINST FEES 16TH BATCH,ECE	151,808.00
ADV. AGAINST FEES 16TH BATCH ,EE	29,390.00
ADV. AGAINST FEES 16TH BATCH, IT	195,000.00
ADV.AGAINST FEES 17TH BATCH, BBA	1,687,845.10
ADV.AGAINST FEES,17TH BATCH BCA	1,266,917.00
ADV.AGAINST FEES,17TH BATCH, CSE	255,180.00
ADV.AGAINST FEES 17TH BATCH ECE	410,485.00
ADV.AGAINST FEES,17TH BATCH,EE	457,650.00
ADV AGAINST FEES 17TH BATCH IT	150,760.00
ADV. AGAINST FEES 17TH BATCH MCA	319,700.00
ADV.AGAINST FEES,18TH BATCH BBA	2,933,166.46
ADV.AGAINST FEES,18TH BATCH-BCA	1,750,426.62
ADV.AGAINST FEES , 18TH BATCH, CSE	1,169,927.08
ADV.AGAINST FEES,18TH BATCH,ECE	460,475.00
ADV AGAINST FEES, 18TH BATCH,EE	671,380.00
ADV.AGAINST FEES, 18TH BATCH,IT	661,803.00
ADV. AGAINST FEES 18TH BATCH , MCA	132,740.00
ADV AGAINST FEES 19TH BATCH BBA	2,666,886.29
ADV AGAINST FEES 19TH BATCH BCA	1,544,700.00
Adv.Against Fees 19th Batch, MCA	1,086,680.00
Adv Against Fees 1st Batch, IOT	15,000.00
Adv. Against Fees 1st Batch ,M Tech (Data Science)	117,400.00
ADV.AGAINST FEES 20TH BATCH CSE	2,616,572.00
ADV.AGAINST FEES 20TH BATCH ECE	557,800.20
ADV AGAINST FEES 20th Batch EE	438,773.54
ADV AGAINST FEES 20TH BATCH IT	514,172.00
ADV. AGAINST FEES 20TH BATCH , MCA	443,518.00
Adv Against Fees 21 Batch BCA	2,430,290.00
ADV. AGAINST FEES 21 BATCH, MCA	80,540.00
Adv. - Against Fees 21 St Batch BBA	3,341,336.28
ADV AGAINST FEES 21TH BATCH, CSE	3,281,963.38
ADV. AGAINST FEES 21TH BATCH ECE	3,085,088.72
ADV. AGAINST FEES 21TH BATCH EE	5,501,940.00
Adv. Against Fees 21th Batch IT	1,832,670.00
Adv. Against Fees 22 Batch , BBA	2,432,820.00
ADV. AGAINST FEES 22 BATCH , BCA	3,894,151.00
ADV. AGAINST FEES 22ND BATCH, CSE	4,394,830.00
Adv. Against Fees 22nd Batch , ECE	2,822,530.00
Adv. Against Fees 22nd Batch , EE	1,138,050.00
Adv. Against Fees 22nd Batch,IT	2,192,610.00
Adv. Against Fees 23rd Batch ,CSE	3,247,270.00
Adv. Against Fees 23rd Batch ,ECE	2,533,154.72
Adv. Against Fees 23rd Batch ,EE	1,359,580.00
Adv. Against Fees 23 Rd Batch, IT	1,457,136.38
ADV. AGAINST FEES 24TH BATCH , EE	252,000.00
ADV. AGAINST FEES 24TH BATCH , IT	2,460,620.00
ADV.AGAINST FEES LAT 16TH BATCH CSE	60,320.00
ADV.AGAINST FEES LAT 16TH BATCH ECE	47,670.00
ADV.AGAINST FEES LAT 16TH BATCH.EE	21,600.00
ADV.Against Fees LAT, 16th Batch IT	2,000.00
Adv. Againt Fees 24th Batch ,ECE	2,279,000.00
Adv. Aginst Fees 24th Batch ,CSE	2,905,940.00
Advance Against Fees 16th Batch MCA	184,540.00
ADVANCE AGAINST FEES 19TH BATCH CSE	1,219,365.90
Advance Against Fees,19th Batch,Ece	1,164,237.08
ADVANCE AGAINST FEES 19TH BATCH EE.	461,040.00
ADVANCE AGAINST FEES,19TH BATCH ,IT	612,040.00
ADVANCE AGAINST FEES 20TH BATCH ,BBA	2,269,484.72
ADVANCE AGAINST FEES 20TH BATCH ,BCA	1,640,222.36
Adv. Gainst Fees 23rd Batch ,IT	131,550.00

**TOTAL**

**93,941,455.83**



**B.P PODDAR FOUNDATION FOR EDUCATION****NOTE- "N"****FEES RECEIVED**

	<b>Amount(Rs.)</b>
ADMISSION FEES	3,742,500.00
TUTION FEES	203,858,171.00
DEVELOPMENT FEE	2,724,000.00
LIBRARY & BOOK BANK	3,402,500.00
REGISTRATION FEES	126,000.00
	<b>213,853,171.00</b>

**NOTE- "O"****INTEREST RECEIVED**

INTEREST ON SAVINGS IF D ACCOUNT	1,568,317.20
	<b>1,568,317.20</b>

**NOTE- "P"****MISC. RECEIPTS**

MISCELLANEOUS RECEIPT	389,959.98
ARMED FORCES FLAQ DAY (TOKEN)	350.00
SECURITY MONEY	33,000.00
CAUTION MONEY/ POCKET MONEY	646,664.29
CONVERSION CHARGES	20,000.00
LATE FINE CHARGES	123,420.00
PROFIT ON SALE OF OLD SCRAP VEHICLES	355,000.00
T C CHARGES	19,550.00
SUBSIDY (SPONCERSHIP) OF VEHICLES INSURANCE	393,116.00
CLOSING STOCK OF DIESEL	67,815.04
BROUCHER	142,400.00
ELECTRIC CHARGES RECEIVED	1,027,349.00
FINE , PENALTY & LATE FEE	66,522.00
LIABILITY WRITTEN BACK	7,760.00
LIBRARY FINE	1,660.00
RENT RECEIVED	576,000.00
TRAINING & EXAM. FEES	147,800.00
XEROX CHARGES RECD. (VIP)	8,058.00
XEROX CHARGES RECEIVED	18,853.00
JUNK DISPOSAL	118,318.00
LAB MANNUAL-RECEIPT	113,150.00
LIBRARY PRINTING -VIP	7,735.00
PRIOR YEAR INCOME	832,767.00
PROCESSING FEES	2,000.00
SUNDRY BALANCE WRITTEN BACK	382,162.00
INCOME FROM EXTERNAL EXAM	1,203,412.00
<b>TOTAL INCOME-</b>	<b>6,704,821.31</b>

<b>GRAND TOTAL</b>	<b>( B )</b>	<b>222,126,309.51</b>
--------------------	--------------	-----------------------

<b>EXCESS OF EXPENDITURE OVER INCOME (B-A)</b>		<b>(26,864,844.51)</b>
--	--	------------------------



B.P PODDAR FOUNDATION FOR EDUCATION	
Particulars	Amount(Rs.)
<b>NOTE- "Q"</b>	
<b>SALARY &amp; OTHER ALLOWANCE</b>	
SALARY	130,455,738.00
HOUSE RENT ALLOWANCE	7,466,773.00
	<b>137,922,511.00</b>
<b>NOTE- "R"</b>	
<b>CONT. TO PROVIDENT &amp; OTHER FUNDS</b>	
E.D.L.I. CHARGES	157,748.00
EMPLOYER'S CONT, TO PF	3,572,993.00
PF. ADMIN CHARGES	310,788.00
PENSION FUND	2,429,983.00
EMPLOYER'S CONT, TO ESI	348,868.00
	<b>6,820,380.00</b>
<b>NOTE- "S"</b>	
<b>STAFF WELFARE EXPENSES</b>	
STAFF WELFARE	795,357.00
MEDICAL ALLOWANCES	895,339.00
	<b>1,690,696.00</b>
<b>NOTE - "T"</b>	
<b>RENT PAID</b>	
	4,644,318.00
	<b>4,644,318.00</b>
<b>NOTE- "U"</b>	
<b>AUDIT FEES</b>	
	125,000.00
	<b>125,000.00</b>
<b>NOTE- "V"</b>	
<b>DEPRECIATION</b>	
	12,431,276.04
	<b>12,431,276.04</b>

B.P PODDAR FOUNDATION FOR EDUCATION	
Particulars	Amount(Rs.)
<b>MISCELLANEOUS EXPENSES</b>	
<b>NOTE- "W"</b>	
ADVERTISEMENT & PUBLICITY	4,768,607.50
GENERAL EXPENSES	181,570.00
MEMBERSHIP FEES	83,190.00
PROFESSIONAL SERVICE CHARGES	3,679,240.00
TRAVELLING EXPENSES	809,576.00
BANK CHARGES	13,381.96
DONATION PAID	6,920,500.00
MAINTENANCE CHARGES (RENT)	96,000.00
OPENING STOCK DIESEL	16,277.00
DIESEL CONSUMABLE	4,093,578.98
INTEREST ON LATE DEPOSIT OF EPF (7Q-14B)	243,785.00
BAD DEBTS EXPENSES	173,697.00
ADMISSION EXPENSES	115,600.00
CANTEEN/MESS EXPENSES	1,861,174.00
CBSE SPORTS REGISTRATION FEES	10,000.00
CC TV CAMERA EXP	64,915.00
CBSE TRAINING REGISTRATION FEES	10,000.00
COMPUTER REPAIR & MAINTENANCE	105,999.00
CONVEYANCE ALLOWANCE	178,004.00
DISCOUNT ON TUITION FEE	42,218.00
DPS FRENCHISE FEES	1,399,480.00
DPS SOCIETY MEETING EXPENSES	25,000.00
EARN LEAVE ENCASHMENT EXP	1,076,311.00
ELECTRICITY REPAIRING EXP	49,380.00
ELECTRICITY EXPENSES	1,504,060.47
EMPLOYEE CONTRIBUTION EPF	108,000.00
ESIC EXPENSES	239.00
FUNCTION & FESTIVAL EXPENSES	342,946.00
GARDENING EXPENSES	12,355.00
GRATUITY EXPENSES	3,449,388.00
GRATUITY INTEREST EXPENSES	141,821.00
HOSTEL MAINTENANCE/ENTERTAINMENT EXPENSES	16,895.00
LAUNDRY WASHING & DRY CLEANING EXPENSES	258,779.00
LOAN PROCESSING CHARGES	1,892.16
MEDICAL INSURANCE	20,715.00
MEDICLAIM EXPENSES	13,839.00
NEWS PAPER & MAGAZINE EXPENSES	31,897.00
OTHER ALLOWANCE	100,881.00
PAMPHLET/LEAFLET FOR ADVERTISEMENT	239,605.00
POOJA EXPENSES	12,517.00
POSTAGE & COURIER EXPENSES	7,426.00
PRINTING & STATIONERY	415,273.00
<b>TOTAL A</b>	<b>32,696,013.07</b>



B.P PODDAR FOUNDATION FOR EDUCATION	
	Amount(Rs.)
<b>MISCELLANEOUS EXPENSES</b>	
<b>NOTE- "W"(Continue)</b>	
INSURANCE	792,746.00
INTEREST PAID	471,285.80
REPAIR & MAINTENANCE	847,999.00
REPAIR & MAINTENANCE GENERATOR	55,179.00
REPAIR & MAINTENANCE OF ROAD & H BATH	908,909.00
ROUNDED OFF	(2.51)
SANITARY ITEMS PURCHASE EXP.	5,254.00
SCHOLARSHIP OF HIGHEST EXAMINATION STUDENTS	50,000.00
SOCIETY RENEWAL EXPENSES	15,000.00
SOFTWARE SERVICES	123,801.00
SPORTS EXPENSES	13,639.00
TELEPHONE EXP	144,248.52
TOUR EXPENSES FOR HOSTEL ADMISSION	70,674.00
TOUR & TRAVEL EXPENSES	18,816.00
VEHICLE RUNNING AND MAINTENANCE	747,188.00
VEHICLE RUNNING AND MAINTENANCE OF GPRS TRACKER	128,000.00
WAGES TO CONTRACTUAL DRIVERS	2,048,740.00
WAGES TO CONTRACTUAL HELPER	1,135,696.00
WAGES TO CONTRACTUAL SWEEPER	820,534.00
WATCH & WORD EXPENSES	1,189,829.00
WEBSITE DEVELOPMENT EXPENSES	7,080.00
CITY OFFICE EXPENSES	6,000.00
NBA EXPENSES	3,250,000.00
AFFILIATION FEES	280,500.00
BOOKS & PERIODICALS	16,565.00
CAR EXPENSES	7,500.00
CAR HIRE CHARGE	214,302.00
COMPUTER EQUIPMENTS	222,683.00
COMPUTER STATIONERY	36,895.00
CONVEYANCE	100,419.00
CONVEYANCE ALLOWANCES	442,300.00
COOLIE & CARTAGE	30,700.00
COURIER CHARGES	50.00
ELECTRIC CHARGES	4,860,608.00
FACULTY DEVELOPMENT EXPENSES	56,081.56
FEST EXPENSES	214,090.00
FIRE FIGHTING EXPENSES	12,430.00
FOUNDATION DAY CELEBRATION EXPS.	37,989.00
FRESHER'S WELCOME	70,460.00
GARDENING EXPENSES	41,520.00
GRATUITY	5,911,868.46
GREY MATTER	19,150.00
HIRE CHARGES	37,881.00
HONOURIUM	6,085,911.10
INDEPENDENCE DAY CELEBRATION	8,916.00
INDUSTRIAL VISIT	40,284.00
INSPECTION EXPENSES	260.00
INTEREST (TDS)	142.00
INTERNET EXPENSES	74,074.96
INTERNET LEASE RENT	828,309.50
JOINT ENTRANCE EXAMINATION	60,016.00
JOURNAL -VIP	414,527.00
LABORATORY EXPENSES	229,059.00
LECTURE SESSION	13,760.00
LEGAL CHARGES	26,090.00
LIBRARY EXPENSES	10,581.00
MAKAUT EXAM. FORM FILL UP	31,000.00
MEDICAL EXPENSES	13,691.00
MEETING & CONFERENCE EXPENSES	8,458.00
MEETING FEE	25,843.00
MISC. EXPENSES	300.00
MOTOR CAR REP. & MAINTENACE	1,183,702.00
	<b>34,519,532.39</b>



C/F

	B/F	34,519,532.39
NBA EXPENSES		105,093.00
NETWORKING EXPENSES		7,316.00
OFFICE EXPENSES		6,024.00
OFFICE MAINTENANCE		153,906.00
PLACEMENT EXPENSES		262,940.00
POSTAGE & STAMP		1,757.00
POWER & FUEL		83,439.00
PRE-COUNSELING SESSION EXPS.		545,200.00
PRINTING & STATIONERY		663,722.00
PRIOR PERIOD EXPENSES		507,675.08
PROCESSING FEE		98,000.00
PUJA EXPENSES		10,162.00
REPAIRE & MAINTANENCE LAB EQUIP		37,007.00
REPAIR & MAINTENANCE (CIVIL)		526,284.00
REPAIR & MAINTENANCE ( COMPUTER)		9,108.00
REPAIR & MAINTENANCE ( ELECTRICAL)		397,995.00
REPAIRS AND MAINTENANCE (ELCTRICAL)		25,500.00
REPAIRS & MAINTENANCE		2,019,530.00
REPAIRS TO BUILDING		26,302.00
REPAIRS TO FURNITURE		305,378.00
SARASWATI PUJA		191,415.00
SECURITY SERVICE CHARGES		2,236,240.00
SEMINAR EXPENSES		10,465.00
SERVICE CHARGES		3,155.00
SOFTWARE LICENSE FEE		4,720.00
SPORTS & GAMES		372,186.00
SUBSCRIPTION		750,632.00
TELEPHONE & TELEX INTERNET CHARGES		169,487.30
TRAINING EXPENSES		86,181.00
TRANING & PLACEMENT		300.00
TRANSPORTATION CHARGES		11,279.00
TUITION FEE RELIEF (TFW)		5,810,550.00
TUITION FEE RELIEF (WBFS-H)		64,500.00
TUTION FEE RELIEF (WBFS)		41,750.00
VISHWAKARMA PUJA -S LAKE		56,046.00
WEBSITE EXPENSES		2,500.00
XEROX CHARGES PAID		48,552.00
INDIRECT EXP-SL		79,145.00
TCS EXPENSES		66,502.00
ANNUAL MAINTANENCE CHAREGES		881,165.64
BONUS		9,120.00
CUET EXAMS		2,300.00
CULTURAL EXPENSES		13,160.00
IETE STUDENT CHAPTER		17,646.00
JOURNAL		599,386.00
LAB MANNUAL		37,191.00
LATE FEES AND DAMAAGE (PF)		38,722.00
NBA COMPLIANCE FEE		413,000.00
NBCC EXAM EXPENSES		14,810.00
REPAIR AND MAINTENANCE (GUEST HOUSE)		22,980.00
REPUBLIC DAY CELEBERATION		750.00
ROUND OFF		2.50
STUDENT ADMISSION EXP		50,687.00
VISHWAKARMA PUJA		146,010.00
VIVA-VOCE EXAMS EXPENSES		10,500.00
WB -COOPERATIVE EXAM		3,735.00
WEBINAR EXPENSES		3,000.00
WORK SHOP EXP		48,860.00
ZOOM PLATFORM EXPENSES		30,459.00
		-
	Total B	52,660,959.91
	GRAND TOTAL A+B	85,356,972.98



**B.P.PODDAR INST. OF MGMT. & TECH**  
1-Apr-2022 to 31-Mar-2023

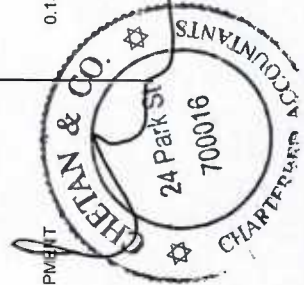
PARTICULARS	RATE OF DEP.	OPENING BALANCE	DATE OF ADDITION		Addition / Sale	Total	No. of Days	Depreciation	Closing Balance
			FROM	TO					
A.C.MACHINE	0.15	728,820.93	1-Apr-2021	31-Mar-22	-	728,820.93	364	109,323.00	619,497.93
<b>TOTAL - I</b>		<b>728,820.93</b>	-	-	-	<b>728,820.93</b>	-	<b>109,323.00</b>	<b>619,497.93</b>
A.C.MACHINE (SALT LAKE)	0.15	27,414.29	1-Apr-2022	31-Mar-23	-	27,414.29	365	4,112.00	23,302.29
<b>TOTAL - II</b>		<b>27,414.29</b>	-	-	-	<b>27,414.29</b>	-	<b>4,112.00</b>	<b>23,302.29</b>
Air Conditioner	0.15	38,628.00	1-Apr-2022	31-Mar-23	-	38,628.00	364	5,794.00	32,834.00
<b>TOTAL - II</b>		<b>38,628.00</b>	-	-	-	<b>38,628.00</b>	-	<b>5,794.00</b>	<b>32,834.00</b>
Air Purifier	0.15	8,863.00	1-Apr-2022	31-Mar-23	-	8,863.00	364	1,329.00	7,534.00
<b>TOTAL - II</b>		<b>8,863.00</b>	-	-	-	<b>8,863.00</b>	-	<b>1,329.00</b>	<b>7,534.00</b>
Bar Code Reader	0.15	2,676.00	1-Apr-2022	31-Mar-23	-	2,676.00	364	401.00	2,275.00
<b>TOTAL - II</b>		<b>2,676.00</b>	-	-	-	<b>2,676.00</b>	-	<b>401.00</b>	<b>2,275.00</b>
Battery	0.15	54,486.00	1-Apr-2022	31-Mar-23	-	54,486.00	364	8,173.00	46,313.00
		20,400.00	21-May-2022	31-Mar-23	20,400.00	20,400.00	314	3,060.00	17,340.00
		11,870.00	7-Feb-2023	31-Mar-23	11,870.00	11,870.00	52	890.00	10,980.00
<b>TOTAL - II</b>		<b>54,486.00</b>	-	-	<b>32,270.00</b>	<b>86,756.00</b>	-	<b>12,123.00</b>	<b>74,633.00</b>
Biometric Device-SL	0.15	18,675.00	1-Apr-2022	31-Mar-23	-	18,675.00	364	2,801.00	15,874.00
<b>TOTAL - II</b>		<b>18,675.00</b>	-	-	-	<b>18,675.00</b>	-	<b>2,801.00</b>	<b>15,874.00</b>
BUILDING	0.10	16,066,990.00	1-Apr-2022	31-Mar-23	-	16,066,990.00	365	1,606,699.00	14,460,291.00
<b>TOTAL - IV</b>		<b>16,066,990.00</b>	-	-	-	<b>16,066,990.00</b>	-	<b>1,606,699.00</b>	<b>14,460,291.00</b>
BY-CYCLE	0.15	301.36	1-Apr-2021	31-Mar-22	-	301.36	365	45.00	256.36
<b>TOTAL - V</b>		<b>301.36</b>	-	-	-	<b>301.36</b>	-	<b>45.00</b>	<b>256.36</b>
CCTV-S.Lake	0.15	1,484.00	1-Apr-2022	31-Mar-23	-	1,484.00	365	223.00	1,261.00
		99,765.00	7-Feb-2023	31-Mar-23	99,765.00	99,765.00	53	7,482.00	92,283.00
<b>TOTAL - V</b>		<b>1,484.00</b>	-	-	<b>99,765.00</b>	<b>101,249.00</b>	-	<b>7,705.00</b>	<b>93,544.00</b>
CCTV-VIP	0.15	246,620.09	1-Apr-2022	31-Mar-23	-	246,620.09	364	36,993.00	209,627.09
		104,526.00	18-Feb-2023	31-Mar-23	104,526.00	104,526.00	41	7,839.00	96,687.00
		2,301.00	27-Mar-2023	31-Mar-23	2,301.00	2,301.00	4	173.00	2,128.00
<b>TOTAL - VI</b>		<b>246,620.09</b>	-	-	<b>106,827.00</b>	<b>353,447.09</b>	-	<b>45,005.00</b>	<b>308,442.09</b>




PARTICULARS	RATE OF DEP.	OPENING BALANCE	DATE OF ADDITION		Addition / Sale	Total	No. of Days	Depreciation	Closing Balance
			FROM	TO					
CELLING FAN	0.15	14,618.00	1-Apr-2022	31-Mar-23	-	14,618.00	364	2,193.00	12,425.00
<b>TOTAL - VI</b>		<b>14,618.00</b>				<b>14,618.00</b>		<b>2,193.00</b>	<b>12,425.00</b>
COMPUTER	0.40	2,977,149.79	1-Apr-2022	31-Mar-23	10,990.00	2,988,139.79	364	1,195,256.00	1,792,883.79
			23-Dec-2022	31-Mar-23	366,508.00	3,654,647.79	98	73,302.00	2,981,345.79
			11-Jan-2023	31-Mar-23	346,765.00	3,407,882.79	79	69,353.00	2,912,002.79
<b>TOTAL - VII</b>		<b>2,977,149.79</b>			<b>724,263.00</b>	<b>3,701,412.79</b>	<b>0</b>	<b>1,337,911.00</b>	<b>2,363,501.79</b>
COMPUTER (SALT LAKE)	0.40	4,427.42	1-Apr-2022	31-Mar-23	-	4,427.42	364	1,771.00	2,656.42
<b>TOTAL - VIII</b>		<b>4,427.42</b>				<b>4,427.42</b>		<b>1,771.00</b>	<b>2,656.42</b>
COMPUTER WIRELESS NETWORKING	0.40	3,628.91	1-Apr-2022	31-Mar-23	-	3,628.91	364	1,452.00	2,176.91
<b>TOTAL - IX</b>		<b>3,628.91</b>				<b>3,628.91</b>		<b>1,452.00</b>	<b>2,176.91</b>
COMPUTER WIRELESS NETWORKING SL	0.40	2,186.00	1-Apr-2022	31-Mar-23	-	2,186.00	364	874.00	1,312.00
<b>TOTAL - IX</b>		<b>2,186.00</b>				<b>2,186.00</b>		<b>874.00</b>	<b>1,312.00</b>
CODLESS PHONE	0.15	2,714.00	1-Apr-2022	31-Mar-23	-	2,714.00	364	407.00	2,307.00
<b>TOTAL - X</b>		<b>2,714.00</b>				<b>2,714.00</b>		<b>407.00</b>	<b>2,307.00</b>
D.G.SET	0.15	319,318.07	1-Apr-2022	31-Mar-23	-	319,318.07	364	47,898.00	271,420.07
							0		
<b>TOTAL - X</b>		<b>319,318.07</b>				<b>319,318.07</b>		<b>47,898.00</b>	<b>271,420.07</b>
DIGITAL CAMERA	0.15	1,029.56	1-Apr-2022	31-Mar-23	-	1,029.56	364	154.00	875.56
<b>TOTAL - XI</b>		<b>1,029.56</b>				<b>1,029.56</b>		<b>154.00</b>	<b>875.56</b>
DONGLE	0.4	2,062.00	1-Apr-2022	31-Mar-23	-	2,062.00	364	825.00	1,237.00
<b>TOTAL - XI</b>		<b>2,062.00</b>				<b>2,062.00</b>		<b>825.00</b>	<b>1,237.00</b>
ELEC. INSTALLATION (SLAKE)	0.15	3,445.69	1-Apr-2022	31-Mar-23	-	3,445.69	364	517.00	2,928.69
<b>TOTAL - XII</b>		<b>3,445.69</b>				<b>3,445.69</b>		<b>517.00</b>	<b>2,928.69</b>
ELEC. EQUIPMENT		230,809.50	1-Apr-2022	31-Mar-23	-	230,809.50	364	34,621.00	196,188.50
			18-Nov-2022	31-Mar-23	184,348.00	184,348.00	133	13,826.00	170,522.00



PARTICULARS	RATE OF DEP.	OPENING BALANCE	DATE OF ADDITION		Addition / Sale	Total	No. of Days	Depreciation	Closing Balance
			FROM	TO					
TOTAL - XII			18-Aug-2022	31-Mar-23	24,780.00	24,780.00	225	3,717.00	21,063.00
		230,809.50					0		
ELECTRICAL FITTING	0.10	191,812.01	1-Apr-2022	31-Mar-23		191,812.01	364	19,181.00	172,631.01
TOTAL - XIII		191,812.01				191,812.01		19,181.00	172,631.01
ELECTRIC INSTALLATION	0.15	381,709.12	1-Apr-2022	31-Mar-23		381,709.12	364	57,256.00	324,453.12
TOTAL - XIV		381,709.12			0.00	381,709.12		57,256.00	324,453.12
FINGER PRINT READER	0.15	3,362.63	1-Apr-2022	31-Mar-23		3,362.63	364	504.00	2,858.63
TOTAL - XV		3,362.63			0.00	3,362.63		504.00	2,858.63
FIRE FIGHTING EQUIPMENTS	0.15	2,946,909.65	1-Apr-2022	31-Mar-23		2,946,909.65	364	442,036.00	2,504,873.65
TOTAL - XVI		2,946,909.65			0.00	2,946,909.65		442,036.00	2,504,873.65
FIRE EXTINGUISHER	0.15	83,109.00	1-Apr-2022	31-Mar-23		83,109.00	364	12,466.00	70,643.00
TOTAL - XVII		83,109.00			0.00	83,109.00	0		70,643.00
FURNITURE & FIXTURE	0.10	2,903,226.72	1-Apr-2022	31-Mar-23		2,903,226.72	364	290,323.00	2,612,903.72
			14-Mar-2023	31-Mar-23	17,464.00	17,464.00	17	873.00	16,591.00
			18-Aug-2022	31-Mar-23	32,072.00	32,072.00	225	3,207.00	28,865.00
TOTAL - XVIII		2,903,226.72			49,536.00	2,952,762.72		294,403.00	2,658,359.72
FURNITURE & FIXTURE(S LAKE)	0.10	160,357.67	1-Apr-2022	31-Mar-23		160,357.67	364	16,036.00	144,321.67
			16-Mar-2023	31-Mar-23	8,850.00	8,850.00	15	443.00	8,407.00
TOTAL - XIX		160,357.67			8,850.00	169,207.67		16,479.00	152,728.67
LABORATORY EQUIPMENT	0.15	2,448,701.71	1-Apr-2022	31-Mar-23		2,448,701.71	364	367,305.00	2,081,396.71
			3-Jun-2022	31-Mar-23	24,213.00	24,213.00	301	3,632.00	20,581.00
			2-Aug-2022	31-Mar-23	31,860.00	31,860.00	241	4,779.00	27,081.00
			31-Aug-2022	31-Mar-23	5,953.00	5,953.00	212	893.00	5,060.00
			26-Oct-2022	31-Mar-23	22,420.00	22,420.00	156	1,682.00	20,738.00

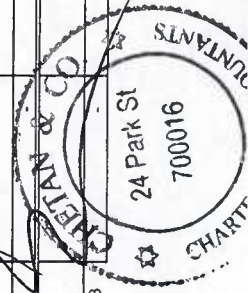


PARTICULARS	RATE OF DEP.	OPENING BALANCE	DATE OF ADDITION		Addition / Sale	Total	No. of Days	Depreciation	Closing Balance
			FROM	TO					
TOTAL - XIX		2,448,701.71			257,791.00	2,706,492.71	-	391,291.00	2,315,201.71
LAND		10,825,669.60	1-Apr-2022	31-Mar-23	-	10,825,669.60	-	-	10,825,669.60
		10,825,669.60			0.00	10,825,669.60	-	-	10,825,669.60
LAP TOP	0.40	83,167.58	1-Apr-2022	31-Mar-23		83,167.58	364	33,267.00	49,900.58
		83,167.58				83,167.58	0	-	83,167.58
LCD PROJECTOR	0.15	417,210.19	1-Apr-2022	31-Mar-23		417,210.19	364	62,582.00	354,628.19
		417,210.19			0.00	417,210.19	-	62,582.00	354,628.19
LIBRARY BOOKS	0.4	614,589.73	1-Apr-2022	31-Mar-23		614,589.73	364	245,836.00	368,753.73
			15-Jun-2022	31-Mar-23	4,900.00	4,900.00	289	1,960.00	2,940.00
			7-Sep-2022	31-Mar-23	37,045.00	37,045.00	205	14,818.00	22,227.00
			23-Dec-2022	31-Mar-23	59,292.00	59,292.00	205	23,717.00	35,575.00
			18-Jan-2023	31-Mar-23	58,691.00	58,691.00	98	11,738.00	46,953.00
			18-Feb-2023	31-Mar-23	3,213.00	3,213.00	72	643.00	2,570.00
			18-Feb-2023	31-Mar-23	80,374.00	80,374.00	41	16,075.00	64,299.00
			18-Feb-2023	31-Mar-23	43,799.00	43,799.00	41	8,760.00	35,039.00
					287,314.00	901,903.73	-	323,547.00	578,356.73
LIBRARY BOOKS (SALT LAKE)	0.4	227,087.51	1-Apr-2022	31-Mar-23		227,087.51	364	90,835.00	136,252.51
			30-Apr-2022	31-Mar-23	76,439.00	76,439.00	335	30,576.00	45,863.00
			31-May-2022	31-Mar-23	48,412.00	48,412.00	304	19,365.00	29,047.00
			1-Jul-2022	31-Mar-23	19,747.00	19,747.00	273	7,899.00	11,848.00
			13-Jul-2022	31-Mar-23	70,050.00	70,050.00	261	28,020.00	42,030.00
			24-Aug-2022	31-Mar-23	18,000.00	18,000.00	219	7,200.00	10,800.00
			30-Nov-2022	31-Mar-23	211,544.00	211,544.00	121	42,309.00	169,235.00
			27-Mar-2023	31-Mar-23	5,724.00	5,724.00	4	1,145.00	4,579.00
			31-Mar-2023	31-Mar-23	97,681.00	97,681.00	-	-	97,681.00
			31-Mar-2023	31-Mar-23	41,823.00	41,823.00	-	-	41,823.00
		31-Mar-2023	31-Mar-23	15,785.00	15,785.00	-	-	15,785.00	




**B.P.PODDAR INST. OF MGMT. & TECH**  
1-Apr-2022 to 31-Mar-2023

PARTICULARS	RATE OF DEP.	OPENING BALANCE	DATE OF ADDITION		Addition / Sale	Total	No. of Days	Depreciation	Closing Balance
			FROM	TO					
TOTAL - XXIV		227,087.51			605,205.00	832,292.51	-	227,349.00	604,943.51
LIFT	0.15	108,227.11	1-Apr-2022	31-Mar-23	-	108,227.11	364	16,234.00	91,993.11
TOTAL - XXV		108,227.11			-	108,227.11	-	16,234.00	91,993.11
MICRO WAVE OVEN	0.15	1,587.07	1-Apr-2022	31-Mar-23	-	1,587.07	365	238.00	1,349.07
TOTAL - XXVI		1,587.07			0.00	1,587.07	-	238.00	1,349.07
MOBILE	0.15	56,178.20	1-Apr-2022	31-Mar-23	-	56,178.20	364	8,427.00	47,751.20
			30-Nov-2022	31-Mar-23	48,028.00	48,028.00	121	3,602.00	44,426.00
			23-Mar-2023	31-Mar-23	11,999.00	11,999.00	8	900.00	11,099.00
							0		
TOTAL - XXVII		56,178.20			60,027.00	116,205.20	-	12,929.00	103,276.20
MOBILE SALT LAKE	0.15	5,547.75	1-Apr-2022	31-Mar-23	-	5,547.75	364	832.00	4,715.75
TOTAL - XXVIII		5,547.75			0.00	5,547.75	-	832.00	4,715.75
MOBILE PHONE TRAINER	0.15	6,505.70	1-Apr-2022	31-Mar-23	-	6,505.70	364	976.00	5,529.70
TOTAL - XXIX		6,505.70			0.00	6,505.70	-	976.00	5,529.70
MOTOR CAR	0.15	3,726.23	1-Apr-2022	31-Mar-23	-	3,726.23	364	559.00	3,167.23
TOTAL - XXX		3,726.23			-	3,726.23	-	559.00	3,167.23
MUSIC SYSTEM	0.15	49,342.00	1-Apr-2022	31-Mar-23	-	49,342.00	364	7,401.00	41,941.00
TOTAL - XXXI		49,342.00			-	49,342.00	-	7,401.00	41,941.00
Note Counting Machine	0.15	3,671.00	1-Apr-2022	31-Mar-23	-	3,671.00	364	551.00	3,120.00
TOTAL - XXXII		3,671.00			-	3,671.00	-	551.00	3,120.00
OFFICE EQUIPMENT	0.15	403,030.83	1-Apr-2022	31-Mar-23	-	403,030.83	364	60,455.00	342,575.83



PARTICULARS	RATE OF DEP.	OPENING BALANCE	DATE OF ADDITION		Addition / Sale	Total	No. of Days	Depreciation	Closing Balance
			FROM	TO					
TOTAL - XXXII		403,030.83	16-Apr-2022	31-Mar-23	6,150.00	6,150.00	349	923.00	5,227.00
			14-May-2022	31-Mar-23	5,450.00	5,450.00	321	818.00	4,632.00
			31-Jul-2022	31-Mar-23	535.00	535.00	243	80.00	455.00
			30-Nov-2022	31-Mar-23	7,552.00	7,552.00	121	566.00	6,986.00
					19,687.00	422,717.83	-	62,842.00	359,875.83
OFFICE EQUIPMENT SALT LAKE	0.15	40,975.05	1-Apr-2022	31-Mar-23	-	40,975.05	364	6,146.00	34,829.05
TOTAL - XXXIII		40,975.05			-	40,975.05	0	-	-
PRINTER & SCANNER	0.4	117,227.27	1-Apr-2022	31-Mar-23	-	117,227.27	364	46,891.00	70,336.27
			23-Dec-2022	31-Mar-23	21,240.00	21,240.00	98	4,248.00	16,992.00
TOTAL - XXXIV		117,227.27			21,240.00	138,467.27	-	51,139.00	87,328.27
PRINTER & SCANNER (SALT LAKE)	0.4	7,402.61	1-Apr-2022	31-Mar-23	-	7,402.61	364	2,961.00	4,441.61
			18-Jan-2023	31-Mar-23	21,240.00	21,240.00	72	4,248.00	16,992.00
TOTAL - XXXV		7,402.61			21,240.00	28,642.61	-	7,209.00	21,433.61
PROJECTOR	0.15	152,599.11	1-Apr-2022	31-Mar-23	-	152,599.11	364	22,890.00	129,709.11
					-	-	0	-	-
TOTAL - XXXVI		152,599.11			-	152,599.11	-	22,890.00	129,709.11
PROJECTOR - SALT LAKE	0.15	45,902.00	1-Apr-2022	31-Mar-23	-	45,902.00	364	6,885.00	39,017.00
					-	-	0	-	-
TOTAL - XXXVII		45,902.00			-	45,902.00	-	6,885.00	39,017.00
REFRIGERATOR	0.15	6,943.00	1-Apr-2022	31-Mar-23	-	6,943.00	364	1,041.00	5,902.00
					-	-	0	-	-
TOTAL - XXXVIII		6,943.00			-	6,943.00	-	1,041.00	5,902.00
SOLAR POWER SYSTEM	0.4	1,871.00	1-Apr-2022	31-Mar-23	-	1,871.00	364	748.00	1,123.00
					-	-	-	-	-
TOTAL - XXXVIIII		1,871.00			-	1,871.00	-	748.00	1,123.00
SOFTWARE KIT	0.40	2,512.68	1-Apr-2022	31-Mar-23	-	2,512.68	364	1,005.00	1,507.68
					-	-	-	-	-
TOTAL - XXXVIII		2,512.68			-	2,512.68	-	1,005.00	1,507.68

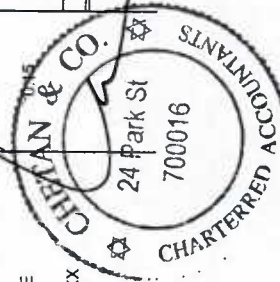


PARTICULARS	RATE OF DEP.	OPENING BALANCE	DATE OF ADDITION		Addition / Sale	Total	No. of Days	Depreciation	Closing Balance
			FROM	TO					
SPORTS EQUIPMENTS	0.15	6,753.97	1-Apr-2022	31-Mar-23	-	6,753.97	364	1,013.00	5,740.97
TOTAL - XXXIX		6,753.97				6,753.97	0	1,013.00	5,740.97
SPORTS EQUIPMENTS S.L	0.15	6,666.88	1-Apr-2022	31-Mar-23	-	6,666.88	364	1,000.00	5,666.88
TOTAL - XXXX		6,666.88				6,666.88		1,000.00	5,666.88
Submersible Pump	0.15	62,151.79	1-Apr-2022	31-Mar-23	-	62,151.79	364	9,323.00	52,828.79
TOTAL - XXXXI		62,151.79				62,151.79		9,323.00	52,828.79
TELEVISION	0.4	122,603.73	1-Apr-2022	31-Mar-23	-	122,603.73	364	49,041.00	73,562.73
TOTAL - XXXXII		122,603.73				122,603.73		49,041.00	73,562.73
WATER COOLER & PURIFIER	0.15	127,565.11	1-Apr-2022	31-Mar-23	-	127,565.11	364	19,135.00	108,430.11
TOTAL - XXXXIII		127,565.11	29-Oct-2022	31-Mar-23	84,000.00	84,000.00	153	6,300.00	77,700.00
WATER PUMP (SALT LAKE)	0.15	1,119.35	1-Apr-2022	31-Mar-23	-	1,119.35	364	168.00	951.35
TOTAL - XXXXIV		1,119.35				1,119.35		168.00	951.35
WATER COOLER & PURIFIER S.L.	0.15	16,583.76	1-Apr-2022	31-Mar-23	-	16,583.76	364	2,486.00	14,095.76
TOTAL - XXXXV		16,583.76	10-Jun-2022	31-Mar-23	38,000.00	38,000.00	294	5,700.00	32,300.00
WATER PUMP	0.15	2,416.76	1-Apr-2022	31-Mar-23	-	2,416.76	364	363.00	2,053.76
TOTAL - XXXXVI		2,416.76				2,416.76		363.00	2,053.76
WORKSHOP EQUIPMENTS	0.15	47,608.32	1-Apr-2022	31-Mar-23	-	47,608.32	364	7,141.00	40,467.32
TOTAL - XXXXVII		47,608.32				47,608.32		7,141.00	40,467.32



B.P.PODDAR INST. OF MGMT. & TECH  
1-Apr-2022 to 31-Mar-2023

PARTICULARS	RATE OF DEP.	OPENING BALANCE	DATE OF ADDITION		Addition / Sale	Total	No. of Days	Depreciation	Closing Balance
			FROM	TO					
XEROX MACHINE	0.15	52,285.70	1-Apr-2022	31-Mar-23		52,285.70	364	7,843.00	44,442.70
TOTAL - XXXXVII		52,285.70				52,285.70		7,843.00	44,442.70
XEROX MACHINE (SALT LAKE)	0.15	10,779.23	1-Apr-2022	31-Mar-23	-	10,779.23	364 0	1,617.00	9,162.23
TOTAL - XXXXVIII		10,779.23			-	10,779.23		1,617.00	9,162.23
E JOURNAL	0.40	674,430.12	1-Apr-2022	31-Mar-23	-	674,430.12	364 0	269,772.00	404,658.12
TOTAL - XXXIX		674,430.12			-	674,430.12		269,772.00	404,658.12
Motor Pump VIP	0.15	30,596.00	1-Apr-2022	31-Mar-23	-	30,596.00	364	4,589.00	26,007.00
TOTAL - XXXXVIII		30,596.00			-	30,596.00		4,589.00	26,007.00
UPS System	0.15	65,321.80	1-Apr-2022	31-Mar-23		65,321.80	364 0	9,798.00	55,523.80
TOTAL - XXXXVIII		65,321.80				65,321.80		9,798.00	55,523.80
WEB Camera	0.15	45,219.00	1-Apr-2022	31-Mar-23		45,219.00	364	6,783.00	38,436.00
TOTAL - XXXXVIII		45,219.00				45,219.00		6,783.00	38,436.00
Xerox Machine -Park Street	0.15	25,291.00	1-Apr-2022	31-Mar-23		25,291.00	364	3,794.00	21,497.00
TOTAL - XXXXVIII		25,291.00				25,291.00		3,794.00	21,497.00
40 KVA DG SET S. LAKE	0.15	337,482.07	1-Apr-2022	31-Mar-23		337,482.07	364	50,622.31	286,859.76
TOTAL - XXXIX		337,482.07				337,482.07		50,622.31	286,859.76
INVERTER CITY OFFICE	0.15	37,569.95	1-Apr-2022	31-Mar-23		37,569.95	364	5,635.49	31,934.46
TOTAL - XXXIX		37,569.95				37,569.95		5,635.49	31,934.46
LCD PROJECTOR -SALT LAKE		-	10-May-2022	31-Mar-23	134413.00	134,413.00	325	20,162.00	114,251.00
TOTAL - XXXIX		-			134,413.00	134,413.00		20,162.00	114,251.00




PARTICULARS	RATE OF DEP.	OPENING BALANCE	DATE OF ADDITION		Addition / Sale	Total	No. of Days	Depreciation	Closing Balance
			FROM	TO					
GRAND TOTAL OF FIXED ASSETS - (A) (1 - XXXXXVIII)		44,728,953.88			2,759,556.00	47,488,509.88		5,803,776.80	41,684,733.08
<b>WORK IN PROGRESS</b>								5,803,776.80	41,684,733.08
CAPITAL W-I-P -UNDISTRIBUTED LAP TOP									
CAPITAL W-I-P -FIRE-FIGHTING									
GRAND TOTAL OF W - I - P (B)									
<b>GROSS TOTAL (A + B)</b>		44,728,953.88			2,759,556.00	47,488,509.88		5,803,776.80	41,684,733.08



**Fixed Assets**  
**B.P.PODDAR FOUNDATION FOR EDUCATION**


**1-Apr-2022 to 31-Mar-2023**

Particulars	Rate of Depr.	Opening Balance	Date of Addition		Amt. of Addition / Sale	TOTAL	No. of days	Depreciation	Closing Balance
			FROM	TO					
LAND									
LAND AT GOPALPUR		6,615,627.00	01.04.2022	31.03.2023	-	6,615,627.00	365	-	6,615,627.00
LAND AT CHARISWAR		37,013,093.33	01.04.2022	31.03.2023	400.00	37,013,493.33	365	-	37,013,493.33
LAND AT GOLAGHATA		1,742,218.24	01.04.2022	31.03.2023	-	1,742,218.24	365	-	1,742,218.24
<b>TOTAL LAND (A)</b>		<b>45,370,938.57</b>			<b>400.00</b>	<b>45,371,338.57</b>			<b>45,371,338.57</b>
A.C.MACHINE (B)	0.15	11,662.54	01.04.2022	31.03.2023	-	11,662.54	365	1,749.38	9,913.16
DIGITAL CAMERA (C)	0.15	10,038.05	01.04.2022	31.03.2023	-	10,038.05	365	1,505.71	8,532.34
MOBILE	0.15	8,547.84	01.04.2022	31.03.2023	-	8,547.84	365	1,282.18	7,265.66
MOBILE (D)	0.15	8,547.84			-	8,547.84		1,282.18	7,265.66
MOTOR CAR									
AUTO MAHINDRA QUANTO C6	0.15	199,979.45	01.04.2022	01.04.2023	(199,979.45)	-	-	-	-
<b>TOTAL MOTOR CAR (E)</b>		<b>199,979.45</b>							
TELEVISION (F)	0.40	3,957.04	01.04.2022	31.03.2023	-	3,957.04	365	1,582.82	2,374.22
TELEPHONE INSTRUMENT (G)	0.15	1,025.23	01.04.2022	31.03.2023	-	1,025.23	365	153.78	871.45
PRINTER & SCANNER (H)	0.40	4,624.70	01.04.2022	31.03.2023	-	4,624.70	365	1,849.88	2,774.82
<b>GRAND TOTAL (A + B + C + D + E + F + G)</b>		<b>45,610,773.42</b>			<b>400.00</b>	<b>45,411,193.97</b>		<b>8,123.75</b>	<b>45,403,070.23</b>



SCHEDULE - B : FIXED ASSETS: 31-03-2023

DESCRIPTION	OPENING BALANCE	ADDITION		TOTAL	DEPRECIATION		DELETION DURING THE YEAR	CLOSING BALANCE
		Before 03 Oct	After 03 Oct		RATE	AMOUNT		
<b>FIXED ASSETS - 0% DEPRECIATION</b>								
Land & Land Development	16,459,347.00			16,459,347.00	-			16,459,347.00
<b>FIXED ASSETS -10% DEPRECIATION</b>								
Black Board	76,626.00			76,626.00	10%	7,662.60		68,963.40
Dell Projector	31,679.10			31,679.10	10%	3,167.91		28,511.19
Furniture & Fixture	2,442,831.21			2,442,831.21	10%	244,283.12		2,198,548.09
Hostel Bed	170,680.76			170,680.76	10%	17,068.08		153,612.68
Land & Building	43,633,629.99			43,633,629.99	10%	4,363,363.00		39,270,266.99
Library Books (NCRT)	3,483.00			3,483.00	10%	348.30		3,134.70
Road and Bridges	193,304.88			193,304.88	10%	19,330.49		173,974.39
Swimming Pool	908,884.80			908,884.80	10%	90,888.48		817,996.32
Wheel Chair	2,169.99			2,169.99	10%	217.00		1,952.99
<b>Total...</b>	<b>47,463,289.73</b>			<b>47,463,289.73</b>		<b>4,746,328.97</b>		<b>42,716,960.76</b>
<b>FIXED ASSETS -15% DEPRECIATION</b>								
Air Conditioner	946,974.20			946,974.20	15%	142,046.13		804,928.07
Almirah	117,612.88			117,612.88	15%	17,641.93		99,970.95
Carpet	3,293.88			3,293.88	15%	494.08		2,799.80
CC TV PA System	282,252.36	9,840.00	18,000.00	310,092.36	15%	45,163.85		264,928.51
Coffee Machine	3,402.97			3,402.97	15%	510.45		2,892.52
Cooler	39,063.41			39,063.41	15%	5,859.51		33,203.90
Counting Machine	3,774.34			3,774.34	15%	566.15		3,208.19
Cycle	137.27			137.27	15%	20.59		116.68
Digital Camera	112,016.96			112,016.96	15%	16,802.54		95,214.42
D V D Player	5,030.04			5,030.04	15%	754.51		4,275.53
Electric Goods	297,646.16	3,000.00		300,646.16	15%	45,096.92		255,549.24
Electronics	24,838.84			24,838.84	15%	3,725.83		21,113.01
EPABX	11,864.89			11,864.89	15%	1,779.73		10,085.16
Fire Extinguisher	25,218.14			25,218.14	15%	3,782.72		21,435.42
Fire Fighting System	233,650.00			233,650.00	15%	35,047.50		198,602.50
Fly Capture	3,615.39			3,615.39	15%	542.31		3,073.08
Fogging Machine	12,035.40			12,035.40	15%	1,805.31		10,230.09
Garden Equipments	1,200.07			1,200.07	15%	180.01		1,020.06
Gas Stove	4,308.27			4,308.27	15%	646.24		3,662.03
Generator	107,998.58			107,998.58	15%	16,199.79		91,798.79
Hand Sanitizer Machine	8,963.25			8,963.25	15%	1,344.49		7,618.76
Inverter	19,242.34			19,242.34	15%	2,886.35		16,355.99
Inverter Battery	7,191.00			7,191.00	15%	1,078.65		6,112.35
JSP Jungle King 2 Horse Power Motor	23,125.00			23,125.00	15%	3,468.75		19,656.25
Kitchen Items	1,268.81			1,268.81	15%	190.32		1,078.49
Lab Equipments	70,817.28			70,817.28	15%	10,622.59		60,194.69
LCD Projector	9,537.00			9,537.00	15%	1,430.55		8,106.45
Library Books	54,532.13			54,532.13	15%	8,179.82		46,352.31
Life Jacket	5,685.35			5,685.35	15%	852.80		4,832.55



Medical Equipments	1,148.05			1,148.05	15%	172.21	975.84
Mike	3,014.99			3,014.99	15%	452.25	2,562.74
Mobile Phone	17,145.99		11,999.00	29,144.99	15%	3,471.82	25,673.17
Motor Cycle	12,684.93			12,684.93	15%	1,902.74	10,782.19
Musical Instruments	52,858.82			52,858.82	15%	7,928.82	44,930.00
Office Equipments	13,185.62			13,185.62	15%	1,977.84	11,207.78
Play Group Equipments	23,851.89			23,851.89	15%	3,577.78	20,274.11
Play Group Equipments	27,203.57			27,203.57	15%	4,080.54	23,123.03
Printers	35,716.06			35,716.06	15%	5,357.41	30,358.65
Refrigerator	13,214.52			13,214.52	15%	1,982.18	11,232.34
Rickshaw Trolley	1,763.62			1,763.62	15%	264.54	1,499.08
Safe	2,965.14			2,965.14	15%	444.77	2,520.37
Sewing Machine	685.65			685.65	15%	102.85	582.80
Smart Class Hardware	662,425.57			662,425.57	15%	99,363.84	563,061.73
Software	129,083.29	118,000.00		247,083.29	15%	37,062.49	210,020.80
Solar Water Heating System	191,945.13			191,945.13	15%	28,791.77	163,153.36
Sports Items	92,112.25		61,370.00	153,482.25	15%	18,419.59	135,062.66
Submersible Pump	30,251.80			30,251.80	15%	4,537.77	25,714.03
Tape Recorder	348.24			348.24	15%	52.24	296.00
Telephone PCO	9,155.49			9,155.49	15%	1,373.32	7,782.17
Television	42,045.89			42,045.89	15%	6,306.88	35,739.01
Television LED	19,053.05		34,000.00	53,053.05	15%	5,407.96	47,645.09
Thermal Scanner	2,528.75			2,528.75	15%	379.31	2,149.44
Transformer	31,282.80			31,282.80	15%	4,692.42	26,590.38
UPS	13,201.52			13,201.52	15%	1,980.23	11,221.29
UPS Battery	32,637.87		33,750.00	66,387.87	15%	9,958.18	56,429.69
Vehicle Battery Charger	2,673.83			2,673.83	15%	401.07	2,272.76
Washing Machine	19,192.60			19,192.60	15%	2,878.89	16,313.71
Water Cooler	37,373.48			37,373.48	15%	5,606.02	31,767.46
Water Purifier	50,454.34		59,000.00	109,454.34	15%	16,418.15	93,036.19
Xerox Machine	164,251.79			164,251.79	15%	24,637.77	139,614.02
Total...	4,171,752.75			4,520,711.75		664,279.09	3,856,432.66
FIXED ASSETS -30% DEPRECIATION							
Bolero	100,056.44			100,056.44	30%	30,016.93	70,039.51
Buses	3,120,171.53			3,120,171.53	30%	936,051.46	2,184,120.07
Mini Van Mahindra	161,738.71			161,738.71	30%	48,521.61	113,217.10
Motor Car (Force Crusier)	143,054.52			143,054.52	30%	42,916.36	100,138.16
Total.	3,525,021.20			3,525,021.20		1,057,506.36	2,467,514.84
FIXED ASSETS -40% DEPRECIATION							
Computer	377,810.68			377,810.68	40%	151,124.27	226,686.41
Dell Laptop	342.00			342.00	40%	136.80	205.20
Total	378,152.68			378,152.68		151,261.07	226,891.61
Total	71,997,563.36	164,590.00	184,369.00	72,346,522.36		6,619,375.49	65,727,146.87

